

metabo®

PROFESSIONAL POWER TOOL SOLUTIONS

2019/2020 Power Tools + Accessories



WHAT YOU EXPECT FROM PROFESSIONAL POWER TOOLS: METABO DELIVERS.




ULTIMATE PRODUCTIVITY

We know you expect your power tools to deliver high productivity. Our goal is to create system solutions with the highest productivity, saving time and money when pairing our tools and accessories.



PERFORMANCE

Metabo power tool and accessory systems are designed to exceed expectations: for all your applications, our solutions will perform better than any other system, making sure you get a better job done faster.



WATCH VIDEO!



MAXIMUM SAFETY

Between lost time and injury related cost, safety is of utmost importance for today's professionals. Our products offer utmost safety and protection for the user - with this, we are continuously setting new standards in the market.

Discover more: metabo.com/safety



QUALITY

Perhaps the most vertically integrated power tool manufacturer, Metabo controls the quality of its manufacturing processes with the tightest tolerances. From aluminum die-casting to injection composite molding, we know what drives quality inside a tool. We use the highest quality raw materials to build our motors - you can feel the difference.

MADE IN GERMANY: INNOVATION IS OUR TRADITION.

MADE IN GERMANY

In every Metabo tool, there is traditional German engineering ingenuity. Since 1924 we have been developing innovative ideas in our Nürtingen plant and have been implementing them into pioneering tools and perfecting accessories for professional users directly on the site. Our service, tailor-made to your requirements, also makes us a strong partner for the industrial sector.



Aluminum foundry



Engineering



Plastic injection molding



Mold construction



Mechanical production



Assembly



Steel parts with
hardening plant

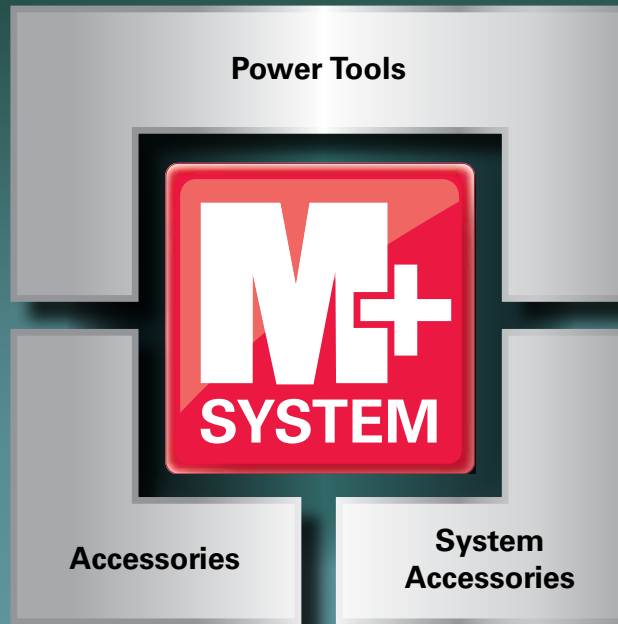


Motor production

BOOST PERFORMANCE WITH "THE METABO SYSTEM"

FOR HIGHEST PERFORMANCE, PRODUCTIVITY AND SAFETY:
PAIR METABO TOOLS AND ACCESSORIES

As a system provider, we pair the performance of our tools with an optimally coordinated range of system accessories and consumables. Only this way will you achieve the productivity, long service life, and reliability that you expect from a Metabo system.



Everything to complete your job.

We offer a complete range; cutting, grinding and finishing accessories, carbide bits, chucks and many more in reliable Metabo quality.



Everything that makes your tool even more efficient.

Dust extraction systems, job matched guards, accessory handles for maximum ergonomics and cordless technology that allows you to work anywhere!

Your benefits

With Metabo accessories and system accessories you can:

- Enjoy the safest systems in the industry
- Optimize the use, performance and efficiency of Metabo tools
- Rely on highest quality, durability and reliability
- Save money: Metabo systems offer the lowest overall cost of operation



3-Year Warranty

See page 142 for more information.

Metabo Max Repair Program

The MMR program guarantees that you will not pay more than the published Max Repair rate for that tool. See page 142 for more information.

8-Year Availability Guarantee on Spare Parts

8 Year availability guarantee on spare parts. We realize your tool is important to you, and you want to keep it running as long as possible. When we make changes, you can be sure spare parts will be available for your tool for 8 years after its discontinuation date.



Parts and Schematics metabo-service.com

You can find important product information at www.metabo-service.com such as spare parts lists, schematics and user manuals.

Locate your nearest service center

metabo.com/us/enus/storefinder

If you have a particular question about Metabo products or applications, our competent and experienced service staff is at your disposal to provide personal support for your individual requirements. **Call us at 1-800-638-2264 ext. 3.**



Cordless Solutions 10

12V Tools **NEW** 16

Cordless Fabrication **NEW** 18

Angle Grinders 4-1/2"-6" 20

Cutting Solutions **NEW** 21

Die Grinders, Beveling Tool 22

Stainless Steel Tools 23

High Speed Drills, Tapping Tool, Rivet Gun **NEW** 24

Impact Drivers and Wrenches **NEW** 25

Drill/Drivers and Hammer Drills 26

Drywall Screwguns, Caulking Guns, Mixer 28

Rotary Hammers **NEW** 29

Saws **NEW** 30

Shop Fan, Blower, Cordless Vacuum, USB Charger 32

Cordless Lights, Laser Distance Meters **NEW** 33

Cordless Batteries, Chargers **NEW** 34

Adaptors, Tool Bags, Guide Rail Accessories **NEW** 35

Jig Saw and Recip. Saw Accessories 36

Screwdriver Bits, Bit Holders, Nutsetters & Bit Sets 38

01



Angle Grinders 40

Angle Grinders 4 1/2" - 5" **NEW** 44

Rat Tail Grinders 4 1/2" - 5" 48

Rat Tail Grinders 6" - 7" 49

Angle Grinders 6" 50

Variable Speed Angle Grinders 4 1/2" - 6" 52

Angle Grinder Accessories 53

Angle Grinders 7" - 9" 54

Flat Head Angle Grinders 56

Flat Head Angle Accessories 58

02



Abrasives 60

Flat Head Angle Grinder Abrasives 58

Cutting Wheels Type 1 & 27 66

Grinding Wheels Type 27 71

Cup Wheels 74

Flap Discs Type 27 & 29 **NEW** 75

Resin Fiber Abrasive Discs **NEW** 79

Wire Cup Brushes, Wire Wheels, Wire Brushes 81

03

	<p>Metal Solutions 83</p>	<p>04</p>
	<p>Beveling Tools 84</p>	
	<p>Finishing and Dry Polishing Tools 88</p>	
	<p>Die Grinders 89</p>	
	<p>Die Grinder Accessories 90</p>	
	<p>Stainless Steel Tools 92</p>	
	<p>Stainless Steel Accessories 97</p>	
	<p>Bench Grinders 104</p>	
	<p>Bench Grinder Abrasives 105</p>	
	<p>Chop Saw 106</p>	
	<p>Drills 107</p>	
	<p>Drill Presses 108</p>	
	<p>Drill Accessories 108</p>	
	<p>Concrete & Masonry Solutions 110</p>	<p>05</p>
	<p>Metabo Compliant Systems NEW 112</p>	
	<p>Concrete Grinders and Surface Prep Kits NEW 114</p>	
	<p>Masonry Cutting-Scoring, Wall Chaser NEW 117</p>	
	<p>Dry Polishers and Wet Polisher NEW 59, 118</p>	
	<p>Variable Speed Angle Grinders 4 1/2" - 6" 119</p>	
	<p>Vacuums 120</p>	
	<p>Vacuum Accessories 121</p>	
	<p>SDS-Plus Combination Hammers 122</p>	
	<p>SDS-Max Combination Hammers NEW 124</p>	
	<p>Demolition and Chipping Hammers NEW 126</p>	
	<p>Hammer Drills 127</p>	
	<p>SDS-Max and SDS-Plus Carbide Bits 128</p>	
	<p>Spline and Straight Shank Bits 130</p>	
	<p>Dust Extraction Bits and Chuck Adaptors 131</p>	
	<p>Core Bits and SDS-Max Adaptor, Chisels 132</p>	
	<p>Woodworking and Heat Guns 134</p>	<p>06</p>
	<p>Sanders 136</p>	
	<p>Sander Accessories 137</p>	
	<p>Jig Saws, Paint Remover 138</p>	
	<p>Heat Guns 139</p>	
	<p>Carrying Cases, Chucks, Service Centers and Warranty Information 140</p>	



AMPLIFIED CORDLESS POWER



THE MOST ADVANCED 18V BATTERY SYSTEM

Air-Cooled: The built-in fan system quickly cools a hot battery pack, reducing the overall charging time while increasing battery life.

Electronic Single Cell Protection (ESCP): Each cell evenly charges and discharges, extending the life of the battery, helping protect the motor and extending the life of the tool.


The Cordless Alliance System (CAS): A cross-manufacturer battery pack system of leading power tool brands.



**3-Year Unconditional
Battery Warranty**



01




Cordless Solutions

➤ Over 90 tools on our cordless lineup, and many more coming!

➤ Most complete range of cordless metalworking and industrial tools on the market

- Powered by the breakthrough LiHD (Lithium High-Density) battery technology, Metabo cordless tools deliver true industrial productivity, replacing the need for cords and hoses
- Metabo offers more specialty metalworking tools than any other tool manufacturer
- Using the most advanced charging system, Metabo batteries charge faster and last longer, making sure you are always ready to work



3 CLASSES OF POWER 1 CHARGING PLATFORM

12V



BS 12 BL Q

18V



WPB 18 LTX BL 150

36V




WPB 36 LTX BL 230

12V Power Tool Line	16
Assembly Solutions	18
Angle Grinders	20-21
Saws	21 (Metal), 30-31 (Wood)
Welding Prep: Die Grinders and Beveling	22
Stainless Steel and Metal Finishing	23
Rivet Gun, Tapping Tool	24
Impact Drivers, Drill/Drivers	25-27
Drywall Screw Gun, Mixer	28
Rotary Hammers	29
Shop Fan, Blower, Cordless Vac	32
Lighting Solutions and Measuring Lasers	33
Batteries, Chargers and Accessories	34-39

Ultra-M: The Most Advanced Battery System



The best metalworking cordless tools deserve the best battery system: Metabo offers a unique set of technologies designed to provide users with the power to tackle the most demanding applications.



➤ 115% More Run Time

The Metabo 8.0 Ah LiHD battery will run up to 115% longer than Metabo's 5.2 Ah Li-ion battery.

➤ 3-Year Full Battery Warranty

Please see Service at www.metabo.com for more details.



➤ Air Cooled: Ready to use again in no time

The charger's built-in fan system quickly cools a hot battery pack as it begins the charging cycle, reducing overall charging time. The result is a battery that will charge up to 30% faster and increased battery life.

➤ Resistance to Extreme Temperatures

A fully charged LiHD battery pack will deliver 100% of its power in temperatures ranging from 5°F to 122°F.

➤ Electronic Single Cell Protection (ESCP)

Each individual battery cell is evenly charged and discharged every single time, thus greatly extending the life of the battery. The electronics further protect the motor and switch components against overload / overheat extending the life of the tool in demanding applications.

➤ Intelligent Battery

The key behind the system is a microchip in the battery that effectively communicates with the tool and the charger.

➤ 100% Compatibility

All Metabo batteries, tools and chargers are compatible.



➤ Brushless Motor Technology

(depending on model)

- Longer motor life
- Increased power
- Longer run time
- Less friction
- Less heat build up
- Highest efficiency

Metabo participates in:

For more information
call2recycle.org



Cordless Alliance System:

One battery, many solutions.



Metabo - leading the future of cordless freedom - across manufacturers!

The Cordless Alliance System (CAS) is a cross-manufacturer battery pack system of leading power tool brands.

The CAS brings together a variety of professional cordless power tools that perform a wide range of tasks, all using the same battery platform.

For more information please see:
www.cordless-alliance-system.com



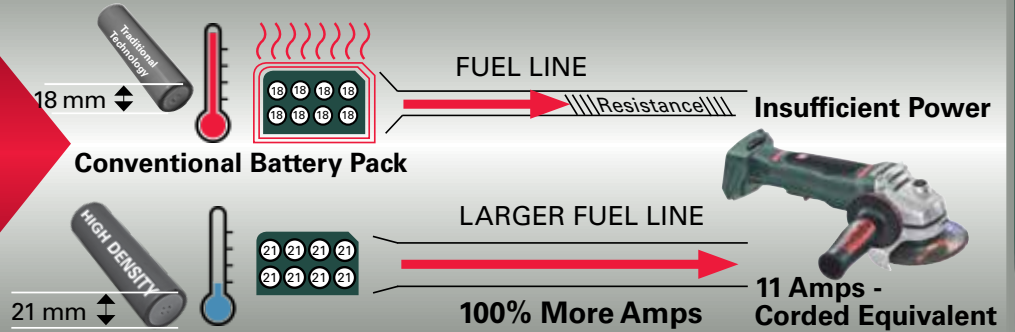
AMPLIFIED CORDLESS POWER



LEARN MORE!

100% MORE POWER*

NEW CELL TECHNOLOGY



115% MORE RUNTIME*

NEW BATTERY ARCHITECTURE

Air-Cooled design allows for faster charging cycles

Epoxy sealed electronics

Highest quality copper and nickel plating in connectors



Larger, higher current carrying contacts

More robust silver plated copper power rails

90/1

Power Tools Battery pack



THE ONLY CHOICE FOR CORDLESS METALWORKING!

* US Industry Standard 5.2 Li-ion


More robust silver plated copper power rails



Revolutionary LiHD high-performance cells



LiHD
TECHNOLOGY



Patented AIR COOLED charging technology – for faster charging and longer service life.



100% compatibility
with all current and future
cordless machines from
Metabo.

INTRODUCING THE 12V

12V 3/8" Brushless Drill Driver
BS 12 BL Quick

NEW

Quick Change Chuck with 1/4" hex bit holder



2
SPEED

2-Speed Gearbox for Versatile Use:
- 1,650 RPM for most common applications
- 500 RPM for high torque needs

BL Motor
- Up to 398 in. lbs. torque
- Longest life and runtime

BRUSHLESS MOTOR

SAME CHARGER AS 18V & 36V

Quick Optional Accessories:
- Right Angle Attachment
- Lock-on Bit Holder



Quick Off-set Attachment

627234000 for BS 12 BL Q



Quick Change Right Angle Drive Adaptor

627261000 for BS 12 BL Q



12V LED Flashlight

ULA 12 LED

Bare: 600788000 210 lumen



USB, Charger and Adaptor

PA 12 LED-USB

Bare: 600298000



12V Caulking Gun

KPA12 600

Bare: 601218850

KPA 12 400

Bare: 601217850

Discharge force: 990 lbs

Cartridge: 14 oz./21 oz.



12V 2.0 Ah Li-Ion Battery Pack

625406000

12V 4.0 Ah LiHD Battery Pack

625349000



POWER TOOL LINE

NEW



BS 12
3/8" Drill/Driver



BS 12 BL Quick
3/8" Drill/Driver

BRUSHLESS MOTOR



SSD 12
1/2" Impact Driver



SB 12
3/8" Hammer Drill/Driver



SB 12 BL
3/8" Hammer Drill/Driver

BRUSHLESS MOTOR



SSD 12 BL
1/2" Impact Driver

BRUSHLESS MOTOR

**Model:
Drill/Drivers**

BS 12
601036520
Kit: 2x 2.0Ah

BS 12 BL Quick
601039520
Kit: 2x 4.0Ah LiHD

Bare: 601036890

Bare: 601039890

Hammer Drills

SB 12
601076520
Kit: 2x 2.0Ah

SB 12 BL
601077520
Kit: 2x 4.0Ah LiHD

Bare: 601076890

Bare: 601077890

Combo Kits

SB 12 + SSD 12
685167520
Kit: 2x 2.0Ah

SB 12 BL + SSD 12 BL
685165520
Kit: 2x 4.0Ah LiHD

**Model:
Drill/Drivers**

SSD 12
601114520
Kit: 2x 2.0Ah

SSD 12 BL
601115520
Kit: 2x 4.0Ah LiHD

Bare: 601114890

Bare: 601115890

Gearbox	2-speed	2-speed
Quick change chuck		• (BS 12 BL Quick only)
Planetary gearing	•	•
LED light	•	•
No-load speed (RPM)	360 / 1,400	500 / 1,650
Max impacts/min (hammer drills only)	21,000	21,000
Maximum tightening torque:		
- Soft case (continuous)	151 in.lbs	159 in.lbs
- Hard case (maximum)	354 in.lbs	398 in.lbs
Max chuck capacity (inch.)	3/8"	3/8"
Maximum drilling capacity		
- in mild steel	3/8"	3/8"
- in softwood	5/8"	1"
- in brick/block (hammer drills only)	3/8"	3/8"
Standard equipment:		
Side handle		
Batteries (kit only)	625406000	625349000
Quick change chuck		627259000*
Charger (kit only)	627046000	627046000*
Optional equipment:		
Quick right angle attachment		627261000*
Quick Magnetic Bit Holder		627241000*

*BS 12 BL Quick only

Gearbox	1-speed	3-speed
LED light	•	•
No-load speed (RPM)	2,500	1,250 / 2,000 / 2,500
Max impacts/min	3,500	4,000
Maximum tightening torque:		
- Soft case (continuous)	1,015 in.lbs	1,240 in.lbs
Batteries (kit only)	625406000	625349000
Charger (kit only)	627046000	627046000





ASSEMBLY PROCESS FROM START TO FINISH

CUTTING + DRILLING



2.5" Metal Band Saw
MBS 18 LTX 2.5
(see page 21)



Metal Cutting Circular Saw
MKS 18 LTX 58
(see page 21)



4,000 RPM High-Speed Drill
BE 18 LTX 6
(see page 21)



18V 3-Speed 1/2" Brushless Drill/Driver
BS 18 LTX-3 BL Q I
(see page 27)

Up to 3,800 RPM!

Angle Grinders

- (see page 20)
- WPB 18 LTX BL 115 (4 1/2")
- WPF 18 LTLX 125 (5" Flathead)
- WPB 18 TLX BL 150 (6")
- WPB 36 LTX BL 230 (9")
- WPB 36-18 LTX BL 230 (9")

Safety Brake: Quickly stops the wheel

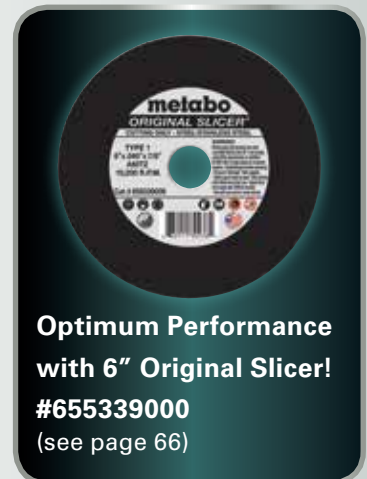


Metabo Safety Clutch
Significantly reduces the risk of kick-back

Paddle Switch



Rotatable battery pack
Ideal for grinding and cutting applications in hard to reach areas



Optimum Performance with 6" Original Slicer!
#655339000
(see page 66)



WITH METABO CORDLESS

TAPPING



2 in 1: Push pull tapping tool & 1/2" Brushless Drill/Driver
 GB 18 LTX BL Q I
 (see page 24)

Chucks for Tapper
 1/2" Quick Change Tapping Chuck M8-M12 #627237000
 1/2" Quick Change Tapping Chuck M4-M6 (up to 1/4") #627235000

FASTENING



Brushless 1/4" Impact Driver
 SSD 18 LTX 200 BL
 (see page 25)



Brushless High Torque 1/2" Impact Wrench
 SSW 18 LTX 300 BL
 (see page 25)

RIVETING



Rivet Gun
 NP 18 LTX BL 5.0
 (see page 24)

Up to 1/4" Rivets in aluminum!



CORDLESS 4 1/2" -6" ANGLE GRINDERS



WPB 18 LTX BL 115
4.5" Brushless Paddle
Switch Angle Grinder with Brake



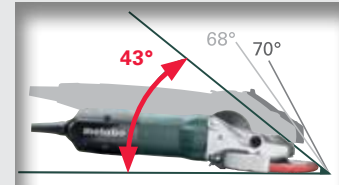
WPF 18 LTX 125
5" Flat Head Paddle
Switch Angle Grinder



WPB 18 LTX BL 150
6" Brushless Paddle
Switch Angle Grinder with Brake

Included:
4 1/2" and 6" wheel
guards, for use with
all your applications

Unique Feature:
Fits where no other
grinder can reach!



**PATENTED FLAT HEAD
GEARBOX DESIGN**

A 2-5/8" clearance fits
acute angles as small as 43°

Model Kit:	WPB 18 LTX BL 115 613074620 Kit: 2x 5.5Ah LiHD batt	WPB 18 LTX BL 150 613076640 Kit: 2x 8.0Ah LiHD batt	WPF 18 LTX 125 US613070620 Kit: 2x 8.0 Ah LiHD batt
Bare Tool:	613074860	613076860	613070860
Switch Type	Non-Locking Paddle Switch	Non-Locking Paddle Switch	Non-Locking Paddle Switch
Max. wheel diameter	4.5" Dia.	6" Dia.	5" Dia.
Safety brake	•	•	
Power interruption protection	•	•	•
Electronic clutch	•	•	•
Electronic overload protection	•	•	•
Spindle lock	•	•	•
External carbon brush access			•
Rotatable battery pack	•	•	•
Detachable dust filter	• (included)	• (included)	• (included)
No-load speed (RPM)	9,000	9,000	8,000
Standard equipment:			
2 - 18V 8.0 Ah LiHD ext. batteries*	625369000	625369000	625369000
2 - 18V 5.5 Ah LiHD ext. batteries*	625368000	625368000	625368000
Type 27 wheel guard	339203480 (4-1/2")	339204450 (6") / 339203480 (4-1/2")	316055590
Side handle	316046590	316046590	316046590
Inner flange	341031290	341031290	341031290
Locking nut	341101480	341101480	341101480
Spanner wrench	623934000	623934000	623934000
Quick-clip on type 1 cutting guard	630351000	630353000	
Dust filter	313062620	316062620	343398890
Charger	627380000 (ASC 145)	627380000 (ASC 145)	627046000 (ASC 55)
*Note: Standard equipment is only available with kits			

CORDLESS 9" ANGLE GRINDERS AND SAWS



WPB 36 LTX BL 230
9" Cordless Angle Grinder

WPB 36-18 LTX BL 230
9" Cordless Angle Grinder



LEARN MORE!



Model Kit:	WPB 36 LTX BL 230 613101640 Kit: 2x 6.2Ah LiHD + FAST Charger	WPB 36-18 LTX BL 230 613102860 (accepts 2 - 18V batteries)
Bare Tool		
Switch Type	Non-Locking Paddle Switch	
Max. wheel diameter	9"	
Motor	36V Brushless	36V (2x 18V) Brushless
Rated input watts	2,400	
Safety brake	3 sec	
Power interruption protection	•	
Electronic clutch	•	
Electronic overload protection	•	
Soft start	•	
Side handle	Anti-vibration	
Rotatable back handle	3 positions	
No-load speed (RPM)	6,600	
Carrying case (standard)	•	
Standard equipment:		
Fast charger	627268000	
2 - 36V 6.2 Ah LiHD battery*	625344000	
Type 27 wheel guard		316065160
Side handle		314001470
Inner flange		341031850
Locking nut		341101480
Spanner wrench		623934000
Optional Equipment:		
9" Type 1 steel guard		630363000
7" Type 1 steel guard		630383000

See all guide rail accessories page 35

Guide Rails

FS 80 #629010000

FS 160 #629011000

6-1/2" Steel Cut "Classic" Carbide Blade
(40 teeth) #628273000

Aluminum Blade
(48 teeth) #628276000



MBS 18 LTX 2.5
2.5" Band Saw with Brake

Model Bare Tool :	MBS 18 LTX 2.5 613022850
Instant brake	< 1 sec
Blade change	"Quick" toolless blade change system
Max. cutting capacity	2.5"
Saw band speed	570 ft/min
Saw blade length	32-7/8"
Saw blade width	1/2"
Standard equipment:	
Blade guard	316095260
Allen key (3mm)	344199290
Optional equipment:	
Bandsaw blades 32-7/8" x 1/2" x .020" 14TPI (2pk)	626427000
Bandsaw blades 32-7/8" x 1/2" x .020" 18TPI (2pk)	626428000
Bandsaw blades 32-7/8" x 1/2" x .020" 14/18TPI (2pk)	626429000

2-1/2" Band Saw cuts precise burr-free cuts in metal, aluminum and plastic with minimal sparks



MKS 18 LTX 58
Metal Cutting Circular Saw

Model Bare Tool :	MKS 18 LTX 58 600771850
Instant brake	< 1 sec
Blade change	"Quick" toolless blade change system
Max. cutting capacity	2-1/4"
Saw blade	6-1/2"
No-load speed (RPM)	3,600
Standard equipment:	
6-1/2" Steel Cut "Classic" Carbide Blade (40 teeth)	628273000
Parallel guide/rip fence	
hexagonal wrench	
guide rail adaptor	
Optional equipment:	
Lubrication stick	623443000
6-1/2" Aluminum "Professional" Blade (48 teeth)	628276000

CORDLESS DIE GRINDERS AND BEVELING TOOL

WORLD'S FIRST

First cordless beveling tool for 45° chamfers up to 5/32" and radii 5/64" / 1/8"

Cordless Beveling Tool
KFM 18 LTX 3 RF
(5/32" capacity at 45°)
(5/64", 1/8" radius)



Rotatable Battery Pack
- For working in confined spaces

Detachable Dust Filter
- Protects motor components from damage

Additional Cutting Guide
- For increased precision of straight edges and perfect beveled corners

Patented One-Touch Controller
- Tool free depth adjustment
- Unmatched precision
- Locked in depth settings



LEARN MORE!



GPA 18 LTX
25,000 RPM Die Grinder



GA 18 LTX G
6,000 RPM High Torque Die Grinder



KFM 18 LTX 3 RF
Cordless Beveling Tool

Model	GPA 18 LTX 600621860	GA 18 LTX G 600639860
Bare Tool:		
Switch Type	Non-Locking Paddle Switch	Lock-on
Max. wheel diameter	2" Dia.	3" Dia.
Power interruption protection	•	•
Electronic clutch	•	•
Electronic overload protection	•	•
Spindle lock	•	•
Rotatable battery pack	•	•
Detachable dust filter	•	•
Collet bore	1/4"	1/4"
No-load speed (RPM)	25,000	6,000
Carrying case (standard) - kit only	344454760	344454760
Standard equipment:		
Collet wrench	344161300	344161300
1/4" collet	631949000	630821000
Side handle		631052000
Soft rubber grip	344099150	344099150
Dust filter	343398890	343398890
Optional equipment:		
1/8" collet	631948000	631948000

See Die Grinders Accessories page 89

Model	KFM 18 LTX 3 RF 601754750
5.5Ah Kit: ASC30-36 Chgr + 2 LiHD 18V 5.5 Ah Batteries	
Bare Tool:	601754840
No-Load RPM	7,000
Battery pack	(2) 18 V LiHD, 5.5 Ah
Charger	627380000 (ASC 145)
Max. chamfer height at 45°	5/32"
Possible radii	5/64" and 1/8"
Depth setting index	.004"
Type of edges	Chamfer and radius
Tool weight	6.8 lbs. (including battery)
Standard equipment:	
(2) 45 degree carbide inserts	623560000
(2) 1/8" (R3) radius carbide inserts	623562000
(2) 5/64" (R2) radius carbide inserts	623561000
Edge guide	316093380
MVT Vibrattech side handle	314000970
Dust filter	343398890

See Beveling Tools page 84

The Industry's Largest Range of Metal Processing and Finishing Tools



18V Burnisher
S 18 LTX 115

Burnishing tool produces fine finishes on flat stainless steel surfaces



18V Fillet Weld Grinder/Finisher
KNS 18 LTX 150

Grinds/finishes stainless steel weld seams in tight and hard to reach places



18V Pipe / Tube Sander
RB 18 LTX 60

For reworking and polishing mounted handrails and pipes



18V Band File
BF 18 LTX 90

Band file grinds, burnishes and deburrs in difficult to reach places

SEE PAGE 92 FOR MORE DETAILS

CORDLESS DRILLING, RIVETING AND TAPPING



BE 18 LTX 6
4,000 RPM High-Speed drill
Ideal for pilot holes and sheet metal

Model Bare Tool:	BE 18 LTX 6 600261890
Aluminum die-cast gear housing	•
Electronic brake	•
No-load speed (RPM)	0-4,000
Max. tightening torque	35 in.lbs.
Max chuck capacity (inch.)	3/8"
Maximum drilling capacity	
- in mild steel	1/4"
Key Application	Sheet metal
Optional equipment:	
Side handle	631052000

WORLD'S FIRST 18V Tapping Tool



GB 18 LTX BL Q I
2 in 1: Push pull tapping tool,
1/2" Brushless Drill / Driver

Tapping Tool with patented thread-tapping function cuts a perfect thread in seconds

Model Bare Tool:	GB 18 LTX BL Q I 603828890
Gearbox	2-speed
Aluminum die-cast gear housing	•
Quick change chuck	•
Planetary gearing	•
Electronic brake	•
LED light	•
Impuls mode for removal of damaged screws and spot drilling on smooth surfaces	•
Max. tightening torque:	
- Soft case (continuous)/Hard case (maximum)	531 / 1,062 in. lbs.
Peak Torque	1,300 in. lbs.
Max. chuck capacity (inch.)	1/2"
Max. tapping capacity	M12 - 1/2"
Max. drilling capacity	
- in mild steel / in softwood	1/2" / 2-1/2"
No-load speed (RPM)	0-500 / 0-1,850
Standard equipment:	
Side handle	314001030
Quick change tapping chuck: M8-M12	627237000
Quick change tapping chuck: M4-M6	627235000
Belt hook	316052120
Bit depot	316052130
Optional equipment:	
Quick change chuck	627240000
Quick Power X3 torque multiplier	627256000
Quick right angle attachment	627242000
Quick Magnetic Bit Holder	627241000

NEW

Rivet Gun
NP 18 LTX BL 5.0

BRUSHLESS MOTOR



LEARN MORE!

Model Bare Tool :	NP 18 LTX BL 5.0 619002890
Aluminum die-cast gear housing	•
Quick change chuck	•
LED light	•
Pulling force	10,000 N / 2,250 lbs.
Rivet capacity	
- in steel / stainless	3/16"
- in aluminum	1/4"
# of rivets with 4.0 Ah battery	5mm / 3/16" = 2,000

CORDLESS IMPACT DRIVERS AND WRENCHES

Quick Change Chuck with 1/4" hex bit holder



Brushless Motor for quick and efficient work



LEARN MORE!

APS: Automatic power shift for tek screws



Precision Stop: Twelve speed/torque settings for a wide range of applications



Brushless 1/4" Impact Driver
SSD 18 LTX 200 BL



SSD 18 LTX 200 BL
1/4" Hex Impact Driver



SSW 18 LTX 300 BL
1/2" Impact Wrench



SSW 18 LTX 400 BL
18V Brushless High Torque
1/2" Impact Wrench



SSW 18 LTX 600
18V High Torque
1/2" Impact Wrench

Model

	SSD 18 LTX 200 BL 602396520 Kit: 2x 4.0 Ah LiHD	SSW 18 LTX 300 BL 602395520 Kit: 2x 4.0 Ah LiHD	SSW 18 LTX 400 BL US602205550 Kit: 2x 5.5 Ah LiHD US602205310 Kit: 2x 4.0 Ah LiHD	SSW 18 LTX 600 US602198550 Kit: 2x 5.5 Ah LiHD
	602396890 Bare tool	602395890 Bare tool	602205890 Bare tool	602198890 Bare tool
APS mode	•	•		
Electronics	Variospeed (V)	Variospeed (V)	Variospeed (V)	Variospeed (V)
Speed range	• 12 settings	• 12 settings	• 12 settings	
Aluminum die-cast gear housing	•	•	•	•
LED light	•	•	•	•
Drive	1/4" Hex	1/2" square w/ring retention	1/2" square w/ring retention	1/2" square w/ring retention
No-load speed (RPM)	0-2,900	0-2,650	0-2,150	0-1,600
Max. tightening torque	150 ft. lbs	221 ft. lbs	295 ft. lbs	450 ft. lbs
Max. impacts/min. (BPM)	4,000	3,750	4,250	2,200
Carrying case* (standard) - kit only	344455010	344455010	344455010	344455010
Standard equipment (depending on version):				
2-18V 5.5 Ah LiHD ext. batteries*			625368000	625368000
2-18V 4.0 Ah LiHD ext. batteries*	625367000	625367000	625367000	
Charger*	627046000 (ASC 55)	627046000 (ASC 55)	627046000 (ASC 55)	627046000 (ASC 55)
Belt hook*	316052120	316052120	316052120	316052120
Bit depot*	316052130	316052130		
*Note: Standard equipment is only available with kits				
Optional equipment:				
Adaptor 1/2" sq. to 1/4" hex		628836000	628836000	628836000

The Right Drill for the Right Application



LEARN MORE!

Quick Change Chuck with 1/4" hex bit holder



M-QUICK



PRECISION STOP

11 Electronically Controlled Clutch Settings:
- Precise
- Impuls mode for drilling into hard surfaces

Quick Accessories:
- Right Angle Attachment
- X3 Torque Multiplier
- Lock-on Bit Holder

3 SPEED

3-Speed Gearbox for Versatile Use:
- 3,800 RPM for fast drilling and pilot holes
- 2,050 RPM for most common applications
- 600 RPM for high torque needs

Most Powerful BL Motor
- Up to 1,300 in. lbs. torque
- Longest life and runtime

BRUSHLESS MOTOR

18V 1/2" Brushless Hammer Drill/Driver
SB 18 LTX-3 BL Q I

L

CLASS

Heavy Duty

for everyday applications



LT

CLASS

Super Duty

for demanding applications



LTX

CLASS

EXTREME DUTY

with reserve power to go beyond



HEAVY DUTY



1/2" Drill/Driver
BS 18 L Quick
#602320520 (2x 2.0Ah)

Chuck: 1/2"
RPM: 0-450 / 0-1,800
Max Torque: 442 in. lbs.
BPM:



1/2" Hammer Drill/Driver
SB 18 L
#602317520 (2x 2.0Ah)

Chuck: 1/2"
RPM: 0-450 / 0-1,800
Max Torque: 442 in. lbs.
BPM: 27,000

SUPER DUTY



1/2" Brushless Drill/Driver
BS 18 LT BL
#602325890 (BARE)
#602325520 (2x 2.0Ah)

Chuck: 1/2"
RPM: 0-600 / 0-2,100
Max Torque: 531 in. lbs.
BPM:



1/2" Brushless Hammer Drill/Driver
SB 18 LT BL
#602316890 (BARE)
#602316520 (2x 2.0Ah)

Chuck: 1/2"
RPM: 0-600 / 0-2,100
Max Torque: 531 in. lbs.
BPM: 31,950

EXTREME DUTY



1/2" Brushless Drill/Driver
BS 18 LTX BL I
#602350890 (BARE)
#602350520 (2x 5.2Ah)

Chuck: 1/2"
RPM: 0-500 / 0-1,850
Peak Torque: 1,300 in. lbs.
BPM:



1/2" Hammer Drill/Driver
SB 18 LTX BL I
#602352890 (BARE)
#602352520 (2x 5.2Ah)

Chuck: 1/2"
RPM: 0-500 / 0-1,850
Peak Torque: 1,300 in. lbs.
BPM: 32,300

3 SPEED



BRUSHLESS MOTOR



PRECISION STOP



1/2" Brushless Drill/Driver
BS 18 LTX-3 BL Q I
#602355890 (BARE)
#602355620 (2x 5.5Ah LiHD)

Chuck: 1/2"
RPM: 0-600 / 0-2,050/0-3,800
Peak Torque: 1,300 in. lbs.

3 SPEED



BRUSHLESS MOTOR



PRECISION STOP



1/2" Brushless Hmr Drill/Driver
SB 18 LTX-3 BL Q I
#602357890 (BARE)
#602357620 (2x 5.5Ah LiHD)

Chuck: 1/2"
RPM: 0-600 / 0-2,050/0-3,800
Peak Torque: 1,300 in. lbs.
BPM: 32,300



BS 18 L Quick
1/2" Drill/Driver

BS 18 LT BL
1/2" Brushless Drill/Driver

BS 18 LTX BL I
1/2" Brushless Drill/Driver

BS 18 LTX-3 BL Q I
1/2" Brushless Drill/Driver

Model: Drill/Drivers	BS 18 L Quick 602320520 Kit: 2 x 2.0 Ah	BS 18 LT BL 602325520 Kit: 2 x 2.0 Ah 602325890 (Bare tool)	BS 18 LTX BL I 602350520 Kit: 2 x 5.2 Ah 602350890 (Bare tool)	BS 18 LTX-3 BL Q I 602355620 Kit: 2 x 5.5 Ah LiHD 602355890 (Bare tool)
Bare Tool:				
Hammer Drills				
Bare Tool:	SB 18 L 602317520 Kit: 2 x 2.0 Ah	SB 18 LT BL 602316520 Kit: 2 x 2.0 Ah 602316890 (Bare tool)	SB 18 LTX BL I 602352520 Kit: 2 x 5.2 Ah 602352890 (Bare tool)	SB 18 LTX-3 BL Q I 602357620 Kit: 2 x 5.5 Ah LiHD 602357890 (Bare tool)
Gearbox	2-speed	2-speed	2-speed	3-speed
Aluminum die-cast gear housing			•	•
Quick change chuck	• (BS 18 L Quick only)			•
Planetary gearing	•	•	•	•
Electronic brake	•	•	•	•
LED light	•	•	•	•
Impuls mode for removal of damaged screws and spot drilling on smooth surfaces			•	•
Maximum tightening torque:				
- Hard case (maximum)	442 in. lbs.	531 in. lbs.	1,062 in. lbs.	1,062 in. lbs.
Peak Torque			1,300 in. lbs.	1,300 in. lbs.
Max chuck capacity (inch.)	1/2"	1/2"	1/2"	1/2"
Maximum drilling capacity				
- in mild steel	3/8"	1/2"	1/2"	1/2"
- in softwood	3/4"	1-1/2"	2-1/2"	2-1/2"
- in brick/block (hammer drills only)_	3/8"	1/2"	5/8"	5/8"
No-load speed (RPM)	0-450 / 0-1,800	0-600 / 0-2,100	0-500 / 0-1,850	0-500 / 0-2,050 / 0-3,800
Max impacts/min (hammer drills only)	27,000	31,950	32,300	32,300
Standard equipment:				
Side handle			314001030	314001030
Batteries (kit only)				
2 x 2.0 Ah Li-Power	625596000	625596000		
2 x 5.2 Ah Li-Power			625592000	
2 x 5.5Ah LiHD				625368000
Quick change chuck	636608000 *			627240000
Charger (kit only)	627046000 (ASC 55)	627046000 (ASC 55)	627046000 (ASC 55)	627380000 (ASC 145)
Belt hook		316052120	316052120	316052120
Bit depot		316052130	316052130	316052130
Optional equipment:				
Quick Power X3 torque multiplier				627256000
Quick right angle attachment	627261000*			627242000
Quick Magnetic Bit Holder	627241000*			627241000
	note: *BS 18 L Quick only			

CORDLESS SCREW GUNS, CAULKING GUNS & MIXER



SE 18 LTX 2500
2,500 RPM Drywall Screw Gun
Ideal for hard wood studs

SE 18 LTX 4000
4,000 RPM Drywall Screw gun
The most versatile

SE 18 LTX 6000
6,000 RPM Drywall Screw gun
Ideal for metal studs

KPA 18 LTX 400 / KPA 18 LTX 600
18V Caulking Guns

Model Bare Tool:	SE 18 LTX 2500 620047890	SE 18 LTX 4000 620048890	SE 18 LTX 6000 620049890
Aluminum die-cast gear housing			
Electronic brake	•	•	•
LED light	•	•	
No-load speed (RPM)	0-2,500	0-4,000	0-6,000
Max. tightening torque	80 in. lbs	62 in. lbs	44 in. lbs
Max chuck capacity (inch.)	P2	P2	P2
Maximum drilling capacity - in mild steel			
Key Application	Wood studs	Generalist	Metal studs
Standard equipment:			
Side handle			
Depth Gauge	316054470	316054470	316054470
Magnetic Bit holder	316055470	316055470	316055470
Belt hook	316052120	316052120	316052120

Model Bare Tool:	KPA 18 LTX 400 601206850	KPA 18 LTX 600 601207850
Discharge force	1,632 lbs.	
Discharge speed	3/64" to 3/8" per sec	
Max. cartridge capacity	15-3/4" (400m/14oz)	23-1/2" (600m/21oz)
Variable speed	•	
Cartridge holder	315420000 (standard)	

Metabo 18V Caulking Guns...
Perfect for glue, mastic,
caulk, epoxy, and more!



LEARN MORE!

Screwdriver Magazine
Model: SM 5-55
#631618000

2 Phillips Bits
180mm
#631582000



RW 18 LTX 120
Cordless Mixer

Model Bare Tool:	RW 18 LTX 120 601163850
Rated no-load speed	760 RPM
Electronics:	VC
Overload protection	•
Maximum stirring paddle diameter	4.7" (120mm)
Paddle connection	M14
Mixing capacity with 5.2 Ah battery	113 Gal of paint 26 Gal of concrete / mortar mix
Standard equipment:	23" RS-R2 mixing paddle (626738000) Type RS-R2 right spiral – mixing effect from bottom to top: Ideal for all sticky and viscous materials
Optional equipment:	23" RS-R3 mixing paddle (626735000) Type RS-R3 right spiral – mixing effect from bottom to top: Ideal for heavy and viscous materials

18V Rotary Hammer with Integrated Dust Collection

KHA 18 LTX BL 24 Quick + ISA 18 LTX




Integrated dust collector



Ask for the objective data

Vibration dampening side-handle

Heavy Duty aluminum gear box with high efficiency hammer mechanism



HEPA Filter

Brushless motor
Longest life and runtime



KHA 18 LTX BL 24 Q + ISA 18 LTX
1" SDS-Plus Combination Hammer



KHA 36 LTX
1 1/4" SDS-Plus Combination Hammer



KHA 36-18 LTX 32
1 1/4" SDS-Plus Combination Hammer

Model	KHA 18 LTX BL 24 Q + ISA 18 LTX (18V)	KHA 36 LTX (36V)	KHA 36-18 LTX 32 (2x 18V)
5.2 Ah Kit: 2 Li-Ion 5.2 Ah Batteries	600211950 (+ Dust Extraction)	600795520	n/a
Hammer and Dust Extraction (w/o battery kit)	600211900		
Bare Tool:	600211850	600795840	600796840
Max. Single blow energy (EPTA)	2.2 J		3.1 J
Metabo safety slip clutch	•		•
Rotation stop for chiseling	•		•
Max tightening torque (inch lbs.)	133		142
360° Anti-vibration side handle	•		•
MVT vibrattech handles	•		•
Capacity			
- in concrete (using chuck adaptor)	1"		1 1/4"
- in mild steel (using chuck adaptor)	1/2"		1/2"
- in softwood	1"		1 3/16"
No-load speed (RPM)	0-1,200		0-1,100
No-load blows per minute (BPM)	0-4,500		0-4,500
Standard equipment:	Side handle (314001140) 3-jaw keyless quick chuck (631968000) (2) 18V 5.2 Ah Batteries (625592000) ASC 55 Charger (627046000)	MVT Side handle (314001380) 3-jaw keyless quick chuck (631968000) (2) 36V 5.2 Ah batteries (625592000) Fast Charger (627268000)	(2) 36V 5.2 Ah batteries (625529000)
Optional equipment:		Depth gauge (341511630) Dust extraction adaptor (630829000)	

see page 129 for full range of SDS-Plus carbide bits

CORDLESS SAWS



NEW

STA 18 LTX 100
18V Jig Saw



NEW

STAB 18 LTX 100
18V Jig Saw



STA 18 LTX 140
18V Jig Saw

Model Bare Tool:	STA 18 LTX 100 601002890	STAB 18 LTX 100 601003890	STA 18 LTX 140 601405890
Electronics	Vario tacho constamatic (VTC)	Vario tacho constamatic (VTC)	Vario tacho constamatic (VTC)
"Quick" toolless blade change	•	•	•
Instant break	•	•	•
Die-cast aluminum gear housing	•	•	•
4-stage orbital blade stroke	•	•	•
LED illuminates cut line			•
Chip blower	•	•	•
Bevel cutting stops at 15°, 30°, 45°	•	•	•
Removable surface protective base plate	•	•	•
Automatic acceleration for easy starts			•
Electronic speed stabilization	•	•	•
Variable speed dial	•		•
Max material thickness			
- in wood	4"	4"	5 1/4"
- in non-ferrous metal	1"	1"	1 3/8"
- in sheet steel	3/8"	3/8"	3/8"
No-load strokes per minute (SPM)	550-2,800	0-2,800	0-3,000
Standard equipment:	Anti-splintering insert (631208000)	Anti-splintering insert (631208000)	Anti-splintering insert (631208000)
	Vacuum port	Vacuum port	Protective base cover (623664000)
Optional equipment:	Circle-cutting and parallel guide (623591000)	Circle-cutting and parallel guide (623591000)	Circle-cutting and parallel guide (623591000)
	Protective base cover (623595000)	Protective base cover (623595000)	Protective base cover (623595000)
	Guide rail adapter (631249000)	Guide rail adapter (631249000)	Dust extraction set (623669000)
	Base plate (623664000)	Base plate (623664000)	

See jig saw blades page 36-37

OPTIONAL EQUIPMENT

Anti-splintering insert
#631208000



Protective base plate cover
#623595000


For STA 18 LTX 100 and
STAB 18 LTX 100



Dust extraction set
#623669000



Circle-cutting and parallel guide
#631208000




Guide rail adapter
#631249000




Protective base plate cover
#623664000

For STA 18 LTX 140



Guide Rails
FS 80 #629010000
FS 160 #629011000

See all guide rail accessories page 35




Circle/Rip Guide
For cutting circles 4" to 14" dia.
#631340000



ASE 18 LTX
18V Reciprocating Saw



SSE 18 LTX Compact
18V Reciprocating Saw



NEW **KS 18 LTX 57**
18V Circular Saw

Model Bare Tool:	ASE 18 LTX 602269850	SSE 18 LTX Compact 602266890
Aluminum die-cast gear housing	•	
"Quick" tool-less blade change	•	•
Adjustable depth shoe	•	Tool-less
Cutting guide	•	•
Ergonomic rubber coated handle	•	•
LED light		•
No-load speed (SPM)	0-2,700	0-3,300
Stroke length	1 1/16"	1/2"
Standard equipment:	Hex key (344161520)	

See recip saw blades page 37

6-1/2" "Classic" Precision Cut Carbide Blade (18 teeth)
#628272000

Model Bare Tool:	KS 18 LTX 57 601857890
Aluminum die-cast gear housing	•
Ergonomic handle with rubber coating	•
Cutting depth indicator	•
Dust extraction outlet	•
Spindle lock	•
Saw blade diameter/arbor	6 1/2" / 5/8" or 20mm
Cutting depth 90°	2 1/4"
Cutting depth 45°	1 11/16"
Angle setting	0-50°
No-load speed (RPM)	4,600
Standard equipment:	Carbide blade 18T (628272000)
	Rip guide (331050820)
	Hexagonal wrench (344161520)



HO 18 LTX 20-82
18V Planer



Model Bare Tool:	HO 18 LTX 20-82 602082890
Electronic features:	
Soft start feature	•
Overload protection	•
Planing width	3-1/4" or 82mm
Adjustable planing depth	0- 2mm
Max. notch depth	9mm
No-load speed (RPM)	16,000
Standard equipment:	Reversible carbide blades
	Rip guide
	Setting gauge
	Chip ejection adapter
	Fabric dust bag



**18V Shop Fan
AV 18**

Model Bare Tool:	AV 18 606176850
CFM	2,120
Speed	3-speed
Run time	Up to 7 hours
Metal frame features rubber feet for stability when free-standing, can be mounted on a tripod, or wall mounted	•
Overload protection and single cell protection	•



**18V Hand Held Shop Blower
AG 18**

Model Bare Tool:	AG 18 602242850
CFM	92
Adjustable length blowpipe for quick and easy changes between working at floor level or on workbenches	•
Rubber nozzle to avoid damaging soft materials	•
Overload protection and single cell protection	•



**9/16" Dust Extraction
Accessory
DDE 14 #630829000**

NEW

**Cordless HEPA Vacuum
74 CFM**

AS 18 PC HEPA
#602021860 (BARE)



Model Bare Tool:	AS 18 PC HEPA 602021860	Equipment:
Press clean: manual filter cleaning uses powerful air stream	•	Standard:
Dual power setting: Eco-mode for extended run time. Boost for powerful suction	•	Fleece bag (630173000)
Non-slip rubber base	•	Suction Hose (630171000)
Metaloc box, designed for stacking	•	Additional brush ring (628215000)
Capacity display	•	Floor nozzle (630320000)
Run time	20 min / 40 min (ECO)	Crevice tool (630323000)
Airflow, CFM	74	Optional:
Max. vacuum pressure mBar	120	5 Fleece Filter Bags (630173000)
Container capacity (dry pick-up)	2 gallons	Portable base w/locking casters (630174000)
		HEPA Filter (630175000)



**USB Charger
and Adaptor
PA 14.4-18 LED-USB
#600288000 (BARE)**



Model Bare Tool:	PA 14.4-18 LED-USB 600288000
LED Light	Up to 7 hours
USB	Charges 2 cell phones or 1 tablet
Operates with (Li-Power or LiHD) slide-on battery packs	14.4V-18V
12V connection for Metabo heated jacket	12V
Automatic shutdown - in the event overheating or short circuit	•



Construction Tripod
#628791000



BSA Tripod
#623729000



18V LED Flashlight
ULA 14.4-18



18V LED Work Light
SLA 14.4-18 LED

Model Bare Tool:	ULA 14.4-18 600368000
12 position head	•
Single LED / 280 Lumens	•
Bright, consistent, white light	•

Model Bare Tool:	SLA 14.4-18 600370000
Head swivels 180°	•
6 LEDS / 480 Lumens	•
Bright, white DIFFUSED LIGHT	•



18V LED Site Light
BSA 14.4-18



18V LED Site Light
BSA 14.4-18 Industrial
(includes lens diffuser and mounting - magnetic)



Laser Distance Meter
LD 30



Laser Distance Meter
LD 60



Model Bare Tool:	BSA 14.4-18 US602111750 602111850	BSA 14.4-18 Industrial 602111010
5.2Ah Kit: 1 Li-Ion 5.2 Ah Battery, Charger + Soft Tool Bag		
Head swivels 180°	•	•
18 Powerful LEDS	•	•
Brightness	1,200 / 2,600 Lumen	1,200 / 2,600 Lumen
Bright, consistent white light over a wide area	•	•
WATERPROOF RATED IP56		•
Carrying handle	•	•
SAFE! Cool to the touch	•	•
Anti-Skid base	•	•
Integrated wall hanging mount	•	•
5/8-11" threaded mount	•	•
Lens protection screen (6235690000)	optional	standard
Tripod stand	(623729000)	(623729000)
Magnet base	optional	standard

Model Bare Tool:	LD 30 606162000	LD 60 606163000
Range	30 meters / 100 ft.	60 meters / 200 ft.
LED display	•	• (illuminated)
Signal sound		•
Impact resistant	•	•
Rubber grip	•	•
Length	•	•
Area	•	•
Volume	•	•
Continuous measurement	•	•
Pythagorean 1		•
Pythagorean 2		•
Minimum distance continuous measurement		•
Maximum distance continuous measurement		•

18V BATTERIES

Li-Ion Power



2.0 Ah Li-Ion



625596000
Most compact for maximum flexibility.

4.0 LiHD Compact



NEW



625367000
Significantly smaller and lighter than full size battery packs. Provides run-time similar to many industry standard full size 18V batteries.

5.2 Li-Ion



625592000
Generous runtime for heavy applications.

5.5 Ah LiHD



NEW

625368000
Extreme power output, run-time and performance for largest range of applications.

8.0 Ah LiHD



NEW


625369000
The ultimate professional battery for the most demanding industrial applications.



PA 14.4-18 LED-USB
600288000 (BARE)
USB Charger and Adaptor

CHARGERS

ASC Multi 8
627301000
Air-Cooled
Multi-Bay Charger



- Charges 8 batteries simultaneously
- Works with 12V, 18V and 36V batteries
- **Heavy Duty** aluminum housing
- Wall mounting



ASC 55 Air-Cooled Charger
627046000
For 12V, 18V and 36V batteries
(charges 18V 4.0Ah in 68 min)



ASC Ultra Fast Air-Cooled Charger
627268000
For 12V, 18V and 36V batteries
(charges 36V 6.2Ah in 57 min)



ASC 145 Fast Air-Cooled Charger
627380000
For 12V, 18V and 36V batteries
(charges 18V 8.0Ah in 1 hour)

NEW

ADAPTORS AND TORQUE MULTIPLIER



Quick Change Right Angle Drive Adaptor
627242000
Fits LTX tools



Quick Change Chuck
627240000 - 1/2" Chuck
For BS 18 LTX BL Quick and SB 18 LTX BL Quick



Quick Change Right Angle Drive Adaptor
627261000 For BS 12 BL Quick
For BS 18 Quick (previous version)



636608000 - 1/2" Chuck
For BS 18 L Quick



Quick Change Right Angle Drive Adaptor
627077000
For BS 18 L Quick



627259000 - 3/8" Chuck
For BS 12 BL Quick



Quick Bit Holder
627241000
For All quick drills



Tapping Chuck
M8-M12: 627237000
With square insert for machine taps > 1/4"
M4-M6: 627235000
With square insert for machine taps ≤ 1/4"



X3 Torque Multiplier
X3 Attachment
627256000
Multiplies torque by 3 times for tasks that demand more power. Fits the BS 18 LTX-3 BL Q I, and SB 18 LTX-3 BL Q I

TOOL BAGS




Small Tool Bag
657006000



Large Tool Bag
657007000



GUIDE RAIL ACCESSORIES



Guide Rail FS 80
629010000
32 inch.

Twist Tensioning Clamp 2 pc set
631031000



Guide Rail FS 160
629011000
63 inch.



Slides under FS guide rail for flush mounting

Connector FSV for Guide Rails FS
629022000



Mitre Fence FSW
629026000















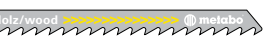


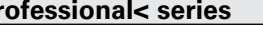








Saw Guide (for KSA 18 LTX)
631019000





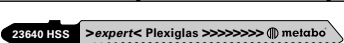

Quick Tensioning Clamp FSSZ
629021000

JIG SAW BLADES (BAYONET FITTING)

















These blades fit : Metabo, AEG, Atlas Copco, Black & Decker, Bosch, DeWalt, Elu, Festo, Hitachi, Holz-Her, Kress, Makita, Skil ...


Saw-blade/Type	Material	Cutting Edge	Teeth Per Inch	Uses	Corr. Bosch Type	Pcs./ Pk.	Order No.
For wood the >Classic< series low-price and reliable				HCS milled			
Wavy-set, milled 	HCS	2"	12	Hardwood, softwood, chip-board, block-board, fibre-board, 7/64"-9/16" in., plastics, insulation materials	T119B	5	623631000
Wavy-set, milled 	HCS	2"	12	As above, 7/64"-3/4" in. , specially for curved cuts	T119BO	5	623646000
Wavy-set, milled 	HCS	3"	8	For quick, rough cuts in hardwood, softwood, plastics, 7/32"-2" in.	T111C	5	623632000
Wavy-set, milled 	HCS	3 1/2"	10	For quick, rough cuts in hardwood, softwood, plastics, 7/32"-2" in.	U101B	5	623943000
For wood the >Professional< series quick, clean, accurate cuts				HCS ground			
Side-set, ground 	HCS	3"	6	Hardwood, softwood, chip-board, block-board, 7/32"-2" in., for quick cuts	T144D	5	623633000
Side-set, ground 	HCS	5"	6	Hardwood, softwood, chip-board, block-board, fibre-board, structural timber, 1/4"-4" in., for quick cuts	T344D	5	623678000
Tapered, ground 	HCS	2"	18	Softwood, plywood, plastics, 1/16" - 9/16" in., for a non-splintering cut, specially for curved cuts	T101AO	5	623651000
Clearance - angle, teeth ground 	HCS	6"	6	Hardwood, softwood up to 5 1/4" in., chip-board, block-board	T744D	5	623603000
Clearance - angle, teeth ground 	HCS	3"	10	Hardwood, softwood, chip-board, block-board, fibre-board, plastics, 1/8"-1 3/16" in., for a really clean cut	T101B	5	623634000
Clearance - angle, teeth Ground, reversed-toothed 	HCS	3"	10	Hardwood, softwood, chip-board, block-board, fibre-board, coated boards, 1/8"-1 3/16" in., for a really clean cut	T101BR	5	623650000
Clearance - angle, teeth ground 	HCS	3"	6	Hardwood, softwood, chip-board, block-board, fibre-board, 3/8"-1 3/4" in., for a really clean cut	T101D	5	623635000
Clearance - angle, teeth ground 	HCS	3 1/2"	8	Hardwood, softwood, chip-board, block-board, fibre-board, 3/8"-2 3/8" in., for a really clean cut	T301CD	5	623654000
Clearance - angle, teeth ground 	HCS	4"	6	Extra thick, for accurate, precisely angled cuts in hardwood, softwood, chip-board, block-board, fibre-board, 7/32"-4" in.	T344DP	5	623679000
For wood the >Pionier< series quick, clean cuts in wood of all thicknesses				HCS ground			
Clearance - angle, teeth ground, progressive tooth pitch 	HCS	3 1/2"	progres- sive	Straight, clean cuts in wood-based materials, thick or thin, 7/64"-2 9/16" in., for quick cuts	T234X	5	623675000
For wood the >Professional< series quick, clean, accurate cuts - and a long useful life				BiM ground			
Clearance - angle, teeth ground 	BiM	3"	10	Hardwood, softwood, laminates, coated boards, plastics, 1/8"-1 3/16" in., for a really clean cut	T101BF	5	623975000
Universal the >Pionier< series for wood, metal, plastic				BiM milled			
Side-set, milled 	BiM	4"	progres- sive	Universal blade for wood (even with nails), metals, non-ferrous metals, and plastics	T345XF	5	623677000
For metal the >Classic< series low-price and reliable				HSS milled			
Wavy-set, milled 	HSS	2"	36	Sheet-steel, up to 1/16" in., non-ferrous metals	T118G	5	623636000
Wavy-set, milled 	HSS	2"	24	Sheet-steel, 3/64"-1/8" in., non-ferrous metals	T118A	5	623637000
Wavy-set, milled 	HSS	4"	24	Sheet-steel, 3/64"-1/8" in., non-ferrous metals, sandwich materials	T318A	5	623629000
Wavy-set, milled 	HSS	2"	12	Sheet-steel, 1/8"-1/4" in., non-ferrous metals	T118B	5	623638000
Wavy-set, milled 	HSS	2 1/4"	13	Sheet-steel, 1/8"-1/4" in., non-ferrous metals	U118B	5	623940000
For metal the >Professional< series shatter-proof, long useful life				BiM milled			
Wavy-set, milled 	BiM	6"	12	Sheet-steel, 1/8"-1/4" in., sandwich materials up to 4" in.	T718BF	5	623604000
Wavy-set, milled 	BiM	2 1/4"	24	Sheet-steel, , 3/64"-1/8" in., non-ferrous metals	T118AF	5	623971000
Wavy-set, milled 	BiM	2 1/4"	12	Sheet-steel, 1/8"-1/4" in., non-ferrous metals	T118BF	5	623973000
For metal the >Pionier< series quick, clean cuts in materials of all thicknesses				HSS milled			
Side-set, milled 	HSS	3"	progres- sive	Universal blade for thick / thin sheet-steel, 1/16"-3/8" in., non-ferrous metals up to 1 3/16" in.	T123X	5	623676000

Jig Saw Blades - bayonet fitting (continued)

Saw-blade/Type	Material	Cutting Edge	Teeth Per Inch	Uses	Corr. Bosch Type	Pcs./ Pk.	Order No.
For Aluminum and non-ferrous metals the >Expert< series				Aluminum HSS/BiM			
Side-set, milled 	HSS	3"	8	Aluminum, 1/8"-9/16" in., non-ferrous metals, 1/6"-3/4" in., plastics for quick cuts	T127D	5	623639000
For plastics the >Expert< series				plastics HM ground			
Ground 	HM	3 1/2"	8	Glass-fibre-reinforced plastics, 7/32"-2 3/8" in.	T301CHM	3	623687000
For plexiglass the >Expert< series				plexiglass HSS ground			
Ground 	HSS	3"	12	Plexiglass, polycarbonate, 7/64"-3/4" in., non-ferrous metals, 7/64"-3/8" in.	T101A	5	623640000
For ceramic materials the >Expert< series				ceramics HM grit			
	HM grit	2"	Fine	Ceramics, glass, glass-fibre-reinforced plastics, cast-iron	T150 TC Coated	1	623658000

Reciprocating Saw Blades - with 1/2 inch universal fitting

Saw-blade/Type	Material	Length x Width x Thickness	Teeth Per Inch	Uses	Corr. Bosch Type	Pcs./ Pk.	Order No.
For metal the >Classic< series				low-price and reliable HSS milled			
Wavy-set, milled 	HSS	6" x 5/8" x .035 9" x 5/8" x .035	14 14	Sheets, 7-64"-5/16" in., sections, 3/8"-4" in.	S 918 B S 1122 BF	5	631130000 631494000
For metal the >Flexible< series				shatter-proof, flexible BiM milled			
Side-set, milled 	BiM	6" x 3/4" x .035	18	Sheets, 1/32"-1/8" in., pipes, sections, 1/32"-4" in.	S 922 EF	5	631454000
Side-set, milled 	BiM	9" x 3/4" x .035	18	Sheets, 1/16"-7/32" in., pipes, sections, 7/32"-7" in., flush cuts	S 1122 EF	5	631493000
Side-set, milled 	BiM	6" x 3/4" x .035	14	Sheets, 1/8"-5/16" in., pipes, sections, 3/8"-4" in.	S 922 BF	5	631491000
Side-set, milled 	BiM	4" x 1/4" x .035	14	Sheets, 1/16"-1/4" in., curved cuts	S 422 BF	5	631990000
For metal the >Professional< series				stable, precise, for really tough jobs BiM milled			
Side-set, milled 	BiM	9" x 3/4" x .063	9	Sheets, 7/32"-3/8" in.; pipes, sections, 3/4"-7" in., ideal for pipe-cutting equipment, for demolition work	S 1120 CF	5	631993000
For wood and metal the >Flexible< series				shatter-proof, flexible BiM milled			
Side-set, milled 	BiM	6" x 3/4" x .035 8" x 3/4" x .050	10-14 PROG	Wood, wood with nails or metal inserts 7/32"-4" in., sheets, pipes, sections, 1/8"-3/8" in., plastics, 1/8"-4" in.	S 922 VF S 3456 XF	5	631492000 631915000
Side-set, milled 	BiM	12" x 3/4" x .035	10-14	Wood, wood with nails or metal inserts 7/32"-10" in., sheets, pipes, sections, 1/8"-3/8" in., plastics, 1/8"-10" in.	S 1222 VF	5	631407000
For wood and metal the >Professional< series				quick, stable, for really tough jobs BiM milled			
Side-set, milled 	BiM	6" x 3/4" x .063	6	Wood, wood with nails or metal inserts 3/8"-4" in., plastics, reconstruction work demolition and reconstruction work	S 610 DF	5	631925000
Side-set, milled 	BiM	9" x 3/4" x .063 10" x 3/4" x .060	6 5	Wood, wood with nails or metal inserts 3/8"-4" in., plastics, demolition and reconstruction work	S 1110 DF S 1531 L	5	631926000 631488000
For wood (even with nails) the >Flexible< series				stable, quick BiM milled			
Side-set, milled 	BiM	12" x 3/4" x .050	5-8	Wood (even with nails), plastics, chip-board, 3/8"-10" in.	S 1411 VF	5	631987000
Side-set, milled 	BiM	12" x 3/4" x .050	6	Wood (even with nails), plastics, chip-board, 3/8"-10" in.	S 1344 D	5	631472000
Side-set, milled 	BiM	9" x 3/4" x .050	5-8	Wood (even with nails), plastics, chip-board, 3/8"-8" in.	S 1111 VF	5	631986000
Side-set, milled 	BiM	6" x 3/4" x .050	6	Wood (even with nails), plastics, chip-board, 3/8"-4" in.	S 644 D	5	631470000
Side-set, milled 	BiM	6" x 3/4" x .050	5-8	Wood (even with nails), plastics, chip-board, 3/8"-4" in.	S 611 VF	5	631984000
For special applications the >Expert< series							
Side-set, carbide-tipped 	BiM	6" x 5/8" x .050	6	Plaster-board, 5/16"-4" in., for a really clean cut	S628DF	5	631907000



Cold forged from premium S2 tool steel, fully hardened and tempered for optimum hardness and toughness. G-60 screwdriver tooling fits better and lasts longer even when used on heat-treated and case hardened screws.

Proper Bit Selection

The most important factor when using screwdriver bits is proper fit. Using the correct point size reduces rounding and breaking of the bits.

Why is hardness important?

Bits are manufactured at various hardness to accommodate different screws and applications. For example medium hard bits are best suited for driving standard (soft) screws and extra hard bits are best for driving heat-treated or case hardened screws.



Screwdriver Bits

1" Phillips Bits 1/4" Hex. Shank



Overall Length	Point Size	Bits/Pkg.	Order No.
1"	P-1	25	678101000
1"	P-2	25	678102000
1"	P-2 reduced	25	678142000

1" Square Recess Bits 1/4" Hex. Shank



Overall Length	Point Size	Bits/Pkg.	Order No.
1"	R-0	25	678150000
1"	R-1	25	678151000
1"	R-2	25	678152000

Phillips Recess Power Bits 1/4" Hex. Shank





Overall Length	Point Size	Bits/Pkg.	Order No.
2"	P-1	10	678201000
2"	P-2	10	678202000
2"	P-3	10	678203000
3"	P-1	10	678301000
3"	P-2	10	678302000
4"	P-2	10	678402000

Square Recess Power Bits 1/4" Hex. Shank



Overall Length	Point Size	Bits/Pkg.	Order No.
2"	R-1	10	678251000
2"	R-2	10	678252000
3"	R-1	10	678351000
3"	R-2	10	678352000
4"	R-1	10	678451000
4"	R-2	10	678452000
6"	R-2	5	678652000

Magnetic Bit Holders

Extra powerful magnet holds screws firmly on tip. The Quick-Release bit holder holds and locks regular bits.	Style	Overall Length	Qty/ Pack	Order No.
	Universal	3"	1	678055000
	Quick-Release	3"	1	678056000

Magnetic Nutsetters

Precisely forged & carefully hardened alloy steel to drive more hexagon & sheet metal screws. Powerful permanent magnet holds screws firmly in place. Designed for even the most demanding jobs.

	Overall Length	Hexagon Opening	Qty/ Pack	Order No.
	1 5/8"	1/4"	5	678001000
	1 5/8"	5/16"	5	678002000
	1 3/4"	3/8"	5	678003000
	1 3/4"	7/16"	5	678004000
	2 9/16"	1/4"	5	678011000
	2 9/16"	5/16"	5	678012000
	2 9/16"	3/8"	5	678013000
2 9/16"	7/16"	5	678014000	

Bit Size	Phillips Bits	Square Recess Bits	Mag.Nutsetters 2 9/16" O/L	Bit Holder	Order No.
1" Insert Bits	P-1, P-2, P-2R	R-0, R-1, R-2, R-3	1/4" hex.	3" Quick-Release Magnetic Bit Holder 1/4" Shank	678953000
2" Power Bits	P-1, P-2, P-3	R-1, R-2, R-3	5/16" hex.		
4" Power Bits	P-2	R-2	3/8" hex.		
-	-	-	7/16" hex.		

G60 Pro Installer's Kit

Contains 20 selected bits. Offers the professional a complete assortment of insert bits, power bits and nutsetters. Comes in a sturdy plastic case.

Bi-metal Hole Saws

ADVANTAGES

- Teeth are made with hardened alloyed steel, includes 8% cobalt, which increases durability and maximizes life expectancy
- Quicker and more precise material removal
- Irregular tooth shape and spacing helps to minimize vibration
- For use in cast steel, grey cast iron, stainless steel, construction steel, aluminum, bronze, copper, PVC, acrylic, glass and wood

Order No.	Diameter (inches)
625160000	9/16"
625161000	5/8"
625162000	11/16"
625163000	3/4"
625165000	13/16"
625166000	7/8"
625167000	15/16"
625168000	1"
625169000	1 1/16"
625170000	1 1/8"
625171000	1 13/16"
625172000	1 1/4"
625173000	1 5/16"
625174000	1 3/8"
625175000	1 7/16"
625176000	1 1/2"
625177000	1 9/16"
625178000	1 5/8"
625179000	1 11/16"
625180000	1 3/4"
625182000	1 7/8"
625184000	2"
625186000	2 1/8"

Order No.	Diameter (inches)
625188000	2 1/4"
625189000	2 5/16"
625190000	2 3/8"
625191000	2 1/2"
625192000	2 9/16"
625193000	2 5/8"
625195000	2 3/4"
625196000	2 7/8"
625197000	3"
625198000	3 1/8"
625199000	3 1/4"
625200000	3 3/8"
625201000	3 1/2"
625202000	3 5/8"
625204000	3 7/8"
625205000	4"
625206000	4 1/8"
625207000	4 1/4"
625208000	4 3/8"
625209000	4 1/2"
625210000	4 3/4"
625211000	5"
625213000	5 1/2"
625214000	6"

Bi-metal Hole Saw Kits

625434000 Bi-metal hole saw set (8 pieces)
Carrying case contains bi-metal hole saws: 7/8", 1-1/8", 1-3/8", 1-3/4", 2" and 2-1/2".

For hole saws 9/16" to 1-13/16" use the 9/16" to 1-13/16" adaptor (625215000)
For hole saws 1-1/4" to 6" use the 1-1/4" to 6" adaptor (625216000)



625435000 Bi-metal hole saw set (11 pieces)
Carrying case contains bi-metal hole saws: 7/8", 1-1/8", 1-3/8", 1-3/4", 2" and 2-1/2".

For hole saws 9/16" to 1-13/16" use the 9/16" to 1-13/16" adaptor (625215000)
For hole saws 1-1/4" to 6" use the 1-1/4" to 6" adaptor (625216000)







02



Angle Grinders

- Patented mechanical **safety slip clutch** reduces the risk of grinder kickback and wheel breakage
- **Safety brake** versions stop wheels in as little as 1 second
- **Electronic "cruise control" and performance monitoring** increase productivity and service life up to 100% over competitive tools
- **Patented flathead grinders** access acute angles as tight as 39°
- **Anti-vibration systems** reduce hand/arm vibrations by 60%, extending the wheel and tool life up to 100%

Angle Grinder Key Features



LEARN MORE!

MADE IN GERMANY

LONGLIFE MOTOR

LongLife Motor with Winding Protection Grid:
 ■ for quicker material removal and longer service life



Cruise Control Electronics



S-Automatic Safety Clutch:

- Increased safety, predictable handling.
- Clutch helps to protect operator from kick back



"Quick" Toolless Wheel Change System:

- Metabo quick wheel change system allows for safe, tool-free wheel change



Rear Air Intake:

- Maximizes flow of cooling air, for increased protection from overheating and overload

Drop Secure Ring / Rear Tether Attachment Point



Tether shown not included



Auto-balance System:

- 100% greater wheel life
- 100% greater tool life
- 50% less vibrations, reduces likelihood of work related disorders



Paddle Switch with Deadman Function:

- Ergonomic non-slip switch promotes safer grinder use



For increased control, better ergonomics (rat-tail design available)

MVT Vibratex Handle:

- Reduces vibration by up to 60% compared to other handles. The risk of "White Finger Syndrome" caused by vibration exposure over the workers' lifespan is reduced considerably!



Brake Technology:

- Stops grinding wheel in under 2 seconds
- Stops thin cutting wheels in under 1 second
- Greatly reduces the likelihood of injury from kickback or loss of control



Note: features depend on specific model



Rear vents:

Optimizes air flow for cooler operation



Gear housing can be rotated at 90° steps:
 For left-handed operation or for cutting



Multi-position safety handle #627362000
 Infinite adjustment of the side handle for ergonomic, low-fatigue working (e.g. for cutting jobs, left-handed users or in confined spaces)

Angle Grinder Features Reference Guide



Safety

Productivity

Metabo S-Automatic Mechanical Safety Clutch



- Increased safety, predictable handling
- Clutch helps to prevent kickback and wheel shattering

LEARN MORE!



LongLife Motor with Winding Protection Grid



- Less heat, higher overload capacity, extends motor life by 5 times

Brake Technology



- Stops thin cutting wheels in under 1 sec
- Stops grinding wheels in under 2 sec
- Greatly reduces the likelihood of injury from kickback or loss of control



M-Quick Toolless Wheel Change System



- Metabo quick wheel change system allows for safe, tool-free wheel change



Auto-Balance System



- 100% greater wheel life
- 100% greater tool life
- 50% less vibration reduces likelihood of work related disorders



Electronics



- Soft start for longer tool life



Armature speed



Amp load

Electronics



- Protection against accidental restart

Metabo VibraTech (MVT) Handle



- Reduces vibration by up to 60% compared to other handles

Non-Locking Paddle Switch



- Ergonomic switch promotes safer grinder use

Drop Secure



A 6.5 lbs. angle grinder dropped from 30 ft. can strike with over 600 lbs. of deadly force!

- Secure tethering eye at the rear of the tool for attachment to a lanyard



Vario Tacho-Constamatic (VTC) Electronics

- VTC full wave electronics: work at customized speeds to suit the application material and speeds that remain almost constant, even under load

Tacho-Constamatic (TC) Electronics

- TC full wave electronics: highest productivity by maintaining no load speed through the full load range for maximized productivity

4 1/2"-5" ANGLE GRINDERS



W 750-115
4 1/2" Angle Grinder

NEW



W 850-125
4 1/2"-5"
Angle Grinder

NEW



WP 850-125
4 1/2"-5" Angle Grinder w/
Non-locking Paddle Switch




NEW



W 9-115
4 1/2" Angle Grinder



W 9-115 Kit
4 1/2" Angle Grinder

Model	W 750-115 603604420	W 850-125 603608420	WP 850-125 603610420	W 9-115 Kit 600354850	W 9-115 600354420
Key Features					
Maximum wheel diameter	4 1/2"	4 1/2"-5"	4 1/2"-5"	4 1/2"	4 1/2"
Amps	7.0	8.0	8.0	8.5	8.5
Rated input watts	750	850	850	900	900
No-load speed (RPM)	11,000	11,500	11,500	10,500	10,500
Switch Type	Lock-on slide	Lock-on slide	Non-locking paddle	Lock-on slide	Lock-on slide
Motor	Heavy Duty	Heavy Duty	Heavy Duty	LongLife	LongLife
AC/DC capability	AC	AC	AC	AC/DC	AC/DC
Metabo safety slip clutch				•	•
Rotatable gear housing				•	•
Burst-proof guard	•	•	•	w/ 7 stops	w/ 7 stops
Ergonomic side handle	•	•	•	•	•
Auto-stop carbon brushes	•	•	•	•	•
Winding protection grid				•	•
Standard equipment:					
Type 27 wheel guard	339203660	339203670	339203670	339204490	339204490
Side handle	314000540	314000540	314000540	314000540	314000540
Inner flange	341031290	341031290	341031290	341031290	341031290
Locking nut	341101480	341101480	341101480	341101480	341101480
Spanner wrench	623934000	623934000	623934000	623934000	623934000
Carrying case				344454180	
Diamond wheel				624306000	
Optional equipment:					
Steel type 1 cutting guard	631189000	630352000	630352000	US339203030	US339203030
Quick-clip on type 1 cutting guard				630351000	630351000



W 9-115 Quick
4 1/2" Angle Grinder



WP 12-115 Quick
4 1/2" Angle Grinder with
Non-locking Paddle Switch



WP 9-115 Quick
4 1/2" Angle Grinder
with Non-locking Paddle Switch



WPB 18 LTX BL 115
4 1/2" Brushless Paddle
Switch Angle Grinder with
Brake

Model	W 9-115 Quick 600371420	WP 9-115 Quick 600380420	WP 12-115 Quick 600410420	WPB 18 LTX BL 115 613074620
5.5Ah Kit: ASC30-36 Chgr + 2 LiHD 5.5 Ah Batteries				
Bare Tool:				613074860
Key Features				
Maximum wheel diameter	4 1/2"	4 1/2"	4 1/2" - 5"	4 1/2"
Amps	8.5	8.5	10.5	
Rated input watts	900	900	1,250	
No-load speed (RPM)	10,500	10,500	11,000	9,000
Switch Type	Lock-on slide	Non-locking paddle	Non-locking paddle	Non-Locking Paddle
Motor	LongLife	LongLife	LongLife	Brushless
AC/DC capability	AC/DC	AC/DC	AC/DC	18V DC
Safety brake				•
Metabo safety slip clutch	•	•	•	
Quick wheel change system	•	•	•	•
Electronic: Power interruption protection, clutch, overload protection				•
Rotatable gear housing	•	•	•	•
Burst-proof guard	w/ 7 stops	w/ 7 stops		w/ 7 stops
Side handle	Vibration dampened	Vibration dampened	MVT Vibratex	Vibration dampened
Auto-stop carbon brushes	•	•		•
Winding protection grid	•	•		•
Standard equipment:				
2 - 18V 5.5 Ah LiHD ext. batteries*				625368000
Type 27 wheel guard	339204490	339204490	339204490	339203480
Side handle	316046590	316046590	314000970	316046590
Inner flange	341031290	341031290	341031290	341031290
Locking nut	316055450	316055450	316055450	316062590
Spanner wrench				
Carrying case				Kit only
Optional equipment:				
Type 1 cutting guard (steel)	US339203030	US339203030	US339203030	
Quick-clip on type 1 cutting guard	630351000	630351000	630351000	630351000
Dust filter			630792000	313062620

4 1/2"-5" ANGLE GRINDERS



WP 9-125 Quick
4 1/2" - 5" Angle Grinder
with Non-locking Paddle Switch



NEW

W 1100-125
4 1/2"-5" Angle Grinder



W 9-125
4 1/2" - 5" Angle Grinder



WP 1100-125
4 1/2"-5" Angle Grinder



W 12-125 Quick
4 1/2" - 5" Angle Grinder

Model	WP 9-125 Quick 600384420	W 9-125 600376420	W 1100-125 603614420	WP 1100-125 603612420	W 12-125 Quick 600398420
Key Features		 			
Maximum wheel diameter	4 1/2" - 5"	4 1/2" - 5"	4 1/2" - 5"	4 1/2" - 5"	4 1/2" - 5"
Amps	8.5	8.5	11.0	11.0	10.5
Rated input watts	900	900	1,100	1,100	1,250
No-load speed (RPM)	10,500	10,500	12,000	12,000	11,000
Switch Type	Non-locking paddle	Lock-on slide	Lock-on slide	Non-locking paddle	Lock-on slide
Motor	LongLife	LongLife	Heavy Duty	Heavy Duty	LongLife
AC/DC capability	AC/DC	AC/DC	AC/DC	AC/DC	AC/DC
Metabo safety slip clutch	•	•			•
Quick wheel change system	•				•
Rotatable gear housing	•	•	•	•	•
Burst-proof guard	w/ 7 stops	w/ 7 stops	•	•	w/ 7 stops
Side handle	Vibration dampened	Vibration dampened	Ergonomic	Ergonomic	MVT Vibratech
Auto-stop carbon brushes	•	•	•	•	•
Winding protection grid	•	•			•
Standard equipment:					
Type 27 wheel guard	339204500	339204500	339203960	339203960	339204500
Side handle	316046590	314000540	314000540	314000540	314000970
Inner flange	341031290	341031290	341031290	341031290	341031290
Locking nut	316055450	341101480	341101480	341101480	316055450
Spanner wrench		623934000	623934000	623934000	
Optional equipment:					
Type 1 cutting guard (steel)	US339203040	US339203040	630366000	630366000	US339203040
Quick-clip on type 1 cutting guard	630352000	630352000	630352000	630352000	630352000
Dust filter					630709000
Multiple position side handle bar	627362000	627362000			627362000

4 1/2" - 5" ANGLE GRINDERS



WPB 12-125 Quick
4 1/2" - 5" Angle Grinder
with Non-locking Paddle
Switch and Brake



WEPBA 17-125 Quick
Electronic 4 1/2" - 5" Angle
Grinder with Non-locking
Paddle Switch, Brake and
Auto-balance



WEP 15-125 Quick
4 1/2" - 5" Angle Grinder
with Non-locking Paddle Switch



WEPBA 17-125 DS Quick
Electronic 4 1/2" - 5" Angle
Grinder with Non-locking
Paddle Switch, Brake,
Auto-balance
and Drop Secure

Model	WPB 12-125 Quick 600428420	WEP 15-125 Quick 600476420	WEPBA 17-125 Quick 600548420	WEPBA 17-125 Quick DS 600549420
Key Features	    	     	     	      
Maximum wheel diameter	4 1/2" - 5"	4 1/2" - 5"	4 1/2" - 5"	4 1/2" - 5"
Amps	10.5	13.5	14.5	14.5
Rated input watts	1,250	1,550	1,700	1,700
No-load speed (RPM)	11,000	11,000	11,000	11,000
Switch Type	Non-locking paddle	Non-locking paddle	Non-locking paddle	Non-locking paddle
Motor	LongLife	LongLife	LongLife	LongLife
AC/DC capability	AC/DC	AC	AC	AC
Mechanical brake technology	•		•	•
Drop secure tethering point				•
Auto-balance vibration control			•	•
Metabo safety slip clutch	•	•	•	•
Quick wheel change system	•	•	•	•
Electronic features:		•	•	•
Electronic speed stabilization		TC	TC	TC
Power interruption protection		•	•	•
Soft start feature		•	•	•
Overload protection w/ LED		•	•	•
Rotatable gear housing	•	•	•	•
Burst-proof guard w/ 7 stops	•	•	•	•
Side handle	MVT Vibratech	MVT Vibratech	MVT Vibratech	MVT Vibratech
Auto-stop carbon brushes	•	•	•	•
Winding protection grid	•	•	•	•
Standard equipment:				
Type 27 wheel guard	339204500	339204500	339204500	339204500
MVT Vibratech side handle	314000970	314000970	314000970	314000970
Inner flange	341031290	341031290		
Locking nut	316055450	316055450	316055450	316055450
Spanner wrench				
Optional equipment:				
Type 1 cutting guard (steel)	US339203040	US339203040	US339203040	US339203040
Quick-clip on type 1 cutting guard	630352000	630352000	630352000	630352000
Dust filter	630792000	630792000	630792000	630792000
Multiple position side handle bar	627362000	627362000	627362000	627362000

4 1/2"-5" RAT TAIL GRINDERS



WP 1200-125 RT
5" Angle Grinder



WE 17-125 Quick RT
5" Angle Grinder



WEV 1500-125 RT
5" Variable Speed Angle
Grinder



WEPBA 17-125 Quick RT DS
5" Angle Grinder

Model # (lock-on trigger)	WP 1200-125 RT 601240420 US601240762	WEV 1500-125 RT 601243420	WE 17-125 Quick RT 601086420	WEPBA 17-125 Quick RT DS 600605420
Key Features			 	
Maximum wheel diameter	4 1/2" - 5"	4 1/2" - 5"	4 1/2"-5"	4 1/2"-5"
Amps	10.2	13.2	14.6	14.5
Rated input watts	1,200	1,500	1,700	1,700
No-load speed (RPM)	11,000	3,500-11,000	10,000	10,000
Switch Type	Depends on model	Locking trigger	Locking trigger	Non-locking trigger
Motor	Heavy Duty	Heavy Duty	LongLife	LongLife
AC/DC capability	AC/DC	AC	AC	AC
Mechanical brake technology				•
Drop secure tethering point				•
Auto-balance vibration control				•
Metabo safety slip clutch			•	•
Electronic features:				
Speed stabilization		VTC	TC	TC
Soft start feature		•	•	•
Overload protection		•	•	•
Electronic clutch		•		
Ergonomic rat tail design	•	•	•	•
Tool-less adjustable burst-proof guard	•	•	w/ 7 stops	w/ 7 stops
Side handle	Vibration dampened	Vibration dampened	MVT Vibrattech	MVT Vibrattech
Auto-stop carbon brushes	•	•	•	•
Standard equipment:				
Type 27 wheel guard	339203970	339203970	339200450	339200450
Side handle	316046590	316046590	314000970	314000970
Inner flange	341031290	341031290	341031290	341031290
Locking nut	341101480	341101480	316055450	316055450
Spanner wrench	623934000	623934000		
Optional equipment:				
Filter			630719000	630719000
Type 1 cutting guard (steel)			US339203040	US339203040
Quick-clip on type 1 cutting guard	630352000	630352000	630352000	630352000



WE 1500-150 RT
6" Angle Grinder



WEP 1500-150 RT
6" Angle Grinder



WEPBA 17-150 Quick RT DS
6" Angle Grinder



WEP 17-150 Quick RT
6" Angle Grinder



WEPB 19-180 RT DS
7" Angle Grinder

Model
(lock-on trigger)
(non locking trigger)

WE 1500-150 RT
601242420
601244420
WEP 1500-150 RT

WEP 17-150 Quick RT
601078420

WEPBA 17-150 Quick RT DS
600606420

WEPB 19-180 RT DS
601096420

Key Features



Model	WE 1500-150 RT 601242420 601244420 WEP 1500-150 RT	WEP 17-150 Quick RT 601078420	WEPBA 17-150 Quick RT DS 600606420	WEPB 19-180 RT DS 601096420
Maximum wheel diameter	6"	6"	6"	7"
Amps	13.2	14.6	14.5	15.0
Rated input watts	1,500	1,750	1,750	1,900
No-load speed (RPM)	9,600	9,600	9,600	8,200
Switch Type	Depends on model	Non-Locking	Non-Locking	Non-Locking
Motor	Heavy Duty	LongLife	LongLife	LongLife
AC/DC capability	AC	AC	AC	AC
Mechanical brake technology			•	•
Drop secure tethering point			•	•
Auto-balance vibration control			•	•
Metabo safety slip clutch		•	•	•
Electronic features:				
Speed stabilization	TC	TC	TC	TC
Soft start feature	•	•	•	•
Overload protection	•	•	•	•
Electronic clutch	•	•	•	•
Ergonomic rat tail design	•	•	•	•
Tool-less adjustable burst-proof guard	•	w/ 7 stops	w/ 7 stops	w/ 7 stops
Side handle	Vibration dampened	MVT Vibrattech	MVT Vibrattech	MVT Vibrattech
Auto-stop carbon brushes	•	•	•	•
Standard equipment:				
Type 27 wheel guard	339204450	339204510	339204510	339204790
Side handle	316046590	314000970	314000970	314000970
Inner flange	341031290	341031290	341031290	
Locking nut	341101480	316055450	316055450	
Spanner wrench	623934000			
Wheel mounting kit for type 27 whls				316037200
Guard for non-bubbed wheels				339204780
Optional equipment:				
Type 1 cutting guard (steel)	630353000	US339203050	US339203050	630383000
Quick-clip on type 1 cutting guard		630353000	630353000	
Type 27 guard flange kit for non-hubbed wheels				655199000
Multi-position Handle		627362000	627362000	627362000

6" ANGLE GRINDERS

Included:
4 1/2" and 6" wheel
guards, for use with
all your applications



WPB 18 LTX BL 150
6" Brushless Paddle
Switch Angle Grinder
with Brake



WPB 12-150 Quick
6" Angle Grinder
with Non-locking
Paddle Switch and
Brake



WP 12-150 Quick
6" Angle Grinder
with Non-locking Paddle
Switch



W 12-150 Quick
6" Angle Grinder



WPB 12-150 Quick DS
6" Angle Grinder
with Non-locking
Paddle Switch, Brake
and Drop Secure

Model	WPB 18 LTX BL 150	W 12-150 Quick 600407420	WP 12-150 Quick 600418420	WPB 12-150 Quick 600432420	WPB 12-150 Quick DS 600445420
8.0Ah Kit: ASC30-36 Chgr + 2 LiHD 8.0 Ah Batteries Bare Tool:	613076640 613076860				
Key Features					
Maximum wheel diameter	6"	6"	6"	6"	6"
Amps		10.5	10.5	10.5	10.5
Rated input watts		1,250	1,250	1,250	1,250
No-load speed (RPM)	9,000	9,600	9,600	9,600	9,600
Switch Type	Non-locking paddle	Lock-on slide	Non-locking paddle	Non-locking paddle	Non-locking paddle
Motor	Brushless	LongLife	LongLife	LongLife	LongLife
AC/DC capability	18V DC	AC/DC	AC/DC	AC/DC	AC/DC
Safety brake	•			•	•
Mechanical brake technology				•	•
Drop secure tethering point					•
Metabo safety slip clutch		•	•	•	•
Quick wheel change system	•	•	•	•	•
Electronic: Power interruption protection, clutch, overload protection	•				
Rotatable gear housing	Rotatable battery pack	•	•	•	•
Burst-proof guard	•	w/7 stops	w/7 stops	w/7 stops	w/7 stops
Side handle	Vibration dampened	MVT Vibrattech	MVT Vibrattech	MVT Vibrattech	MVT Vibrattech
Auto-stop carbon brushes		•	•	•	•
Winding protection grid		•	•	•	•
Standard equipment:					
2 - 18V 8.0 Ah LiHD ext. batteries*	625369000				
Type 27 wheel guard - 4 1/2" and 6"	339204450 / 339204490	339204510	339204510	339204510	339204510
Side handle	316046590	314000970	314000970	314000970	314000970
Inner flange	341031290	341031290	341031290	341031290	341031290
Locking nut	341101480	316055450	316055450	316055450	316055450
Carrying case	Kit only				
Spanner wrench	623934000	623934000	623934000	623934000	623934000
Optional equipment:					
Quick-clip on type 1 cutting guard	630353000	630353000	630353000	630353000	630353000
Dust filter	316062620	630709000	630792000	630792000	630792000
Multiple position side handle bar		627362000	627362000	627362000	627362000



WE 15-150 Quick
Electronic 6" Angle Grinder



WEPBA 17-150 Quick
Electronic 6" Angle Grinder with Non-locking Paddle Switch, Brake and Auto-balance



























WEP 17-150 Quick
Electronic 6" Angle Grinder with Non-locking Paddle Switch



WEP 15-150 Quick
Electronic 6" Angle Grinder with Non-locking Paddle Switch



WEPBA 17-150 Quick DS
Electronic 6" Angle Grinder with Non-locking Paddle Switch, Brake, Auto-balance and Drop Secure

Model	WE 15-150 Quick 600464420	WEP 15-150 Quick 600488420	WEP 17-150 Quick 600507420	WEPBA 17-150 Quick 600552420	WEPBA 17-150 Quick DS 600553420
Key Features	  	   	   	     	      
Maximum wheel diameter	6"	6"	6"	6"	6"
Amps	13.5	13.5	14.5	14.5	14.5
Rated input watts	1,550	1,550	1,700	1,700	1,700
No-load speed (RPM)	9,600	9,600	9,600	9,600	9,600
Switch type	Lock-on slide	Non-locking paddle	Non-locking paddle	Non-locking paddle	Non-locking paddle
Motor	LongLife	LongLife	LongLife	LongLife	LongLife
AC/DC capability	AC	AC	AC	AC	AC
Mechanical brake technology				•	•
Drop secure tethering point					•
Metabo safety slip clutch	•	•	•	•	•
Quick wheel change system	•	•	•	•	•
Electronic features:					
Electronic speed stabilization	TC	TC	TC	TC	TC
Power interruption protection	•	•	•	•	•
Soft start feature	•	•	•	•	•
Overload protection w/ LED	•	•	•	•	•
Rotatable gear housing	•	•	•	•	•
Burst-proof guard w/ 7 stops	•	•	•	•	•
Side handle	MVT Vibratech	MVT Vibratech	MVT Vibratech	MVT Vibratech	MVT Vibratech
Auto-stop carbon brushes	•	•	•	•	•
Winding protection grid	•	•	•	•	•
Standard equipment:					
Type 27 wheel guard	339204510	339204510	339204510	339204510	339204510
Quick-clip on type 1 cutting guard	630353000	630353000	630353000	630353000	630353000
Side handle	314000970	314000970	314000970	314000970	314000970
Inner flange	341031290	341031290	341031290		
Locking nut	316055450	316055450	316055450	316055450	316055450
Optional equipment:					
Steel type 1 guard	US339203050	US339203050	US339203050	US339203050	US339203050
Dust filter	630709000	630792000	630792000	630792000	630792000
Multiple position side handle bar	627362000	627362000	627362000	627362000	627362000

4 1/2"-6" VARIABLE SPEED ANGLE GRINDERS



WEV 10-125
Electronic Variable Speed
4 1/2"/ 5" Angle Grinder



WEV 15-125 HT
Electronic Variable Speed
4 1/2"/ 5" Angle Grinder















WEV 1500-125 RT
Electronic Variable Speed
4 1/2"/ 5" Angle Grinder



WEV 15-125 Quick
Electronic Variable Speed
4 1/2"/ 5" Angle Grinder



WEV 15-150 HT
Electronic Variable Speed
6" Angle Grinder

Model	WEV 10-125 600388420	WEV 15-125 Quick 600468420	WEV 15-125 HT 600562420	WEV 1500-125 RT 601243420	WEV 15-150 HT 600563420
Key Features	 	   	 	 	 
Maximum wheel diameter	4 1/2" - 5"	4 1/2" - 5"	4 1/2" - 5"	4 1/2" - 5"	6"
Amps	9.5	13.5	13.5	13.2	13.5
Rated input watts	1,000	1,550	1,550	1,500	1,550
No-load speed (RPM)	2,800-10,500	2,800-11,000	2,800-9,600	3,500-11,000	2,000-7,600
Switch Type	Lock-on slide	Lock-on slide	Lock-on slide	Locking trigger	Lock-on slide
Motor	LongLife	LongLife	LongLife	Heavy Duty	LongLife
Metabo safety slip clutch	•	•	•	•	•
Quick wheel change system		•			
Electronics features:					
Speed stabilization	VC	VTC	VTC	VTC	VTC
Power interruption protection	•	•	•		•
Soft start feature	•	•	•	•	•
Overload protection w/ LED	•	•	•	•	•
Rotatable gear housing	•	•	•		•
Burst-proof guard w/ 7 stops	•	•	•	•	•
Vibration dampened side handle	•		•		•
Side handle	Vibration dampened	MVT Vibratech	Vibration dampened	Vibration dampened	Vibration dampened
Auto-stop carbon brushes	•	•	•	•	•
Winding protection grid	•	•	•		•
Standard equipment:					
Type 27 wheel guard	339204500	339204500	339204500	339203970	339204510
Side handle	316046590	314000970	316046590	316046590	316046590
Inner flange	341031290	341031290	341031290	341031290	341031290
Locking nut	341101480	316055450	341101480	341101480	341101480
Spanner wrench	623934000		623934000	623934000	623934000
Optional equipment:					
Type 1 cutting guard (steel)	US339203040	US339203040	US339203040		US339203050
Quick-clip on type 1 cutting guard	630352000	630352000	630352000	630352000	630353000
Dust filter		630709000	630709000		630709000

DUSTLESS SHROUDS FOR MASONRY GRINDING AND CUTTING



626732000
5" Convertible shroud for concrete grinding. Fits all Metabo W9, 12, 15, 17, 19 series grinders



Dustless convertible shroud for concrete surface prep
655154000 For all current large angle grinders W 24 / W 26
655153000 For all current small angle grinders W 9 / W 12 / W 15 / W 17



626731000
CED 125 Plus Anti-Static Shroud for concrete cutting with guide rail



628216000
Dustless Tuck Point Guard
Fits small angle grinders, W 9/W 12/W 15/W 17



626752000
CED 230
9" Dustless concrete cutting shroud fits Metabo 9" large grinders

GUARDS



Quick-clip on type 1 cutting guard
630351000 - 4 1/2"
630352000 - 5"
630353000 - 6"
Fits W9, W/WP/WPB12, W1200, WE/WEP/WEPBA15, WEV1500, WE/WEP/WEPBA17 series grinders

Type 1 steel cut-off wheel guard



4 1/2" **US339203030**
5" **US339203040**
6" **US339203050**
7" **630383000** (For WEPB 19 & WPB 36)
7" **630356000** (For W 24 MVT series)
9" **630357000** (For W 24 / W 26 MVT series)
9" **630363000** (For WPB 36 only)
(Does not fit W 750/W 850/W 1100/ W 1200/W 1500)



Cup wheel guard and flange for mounting 4" - 6" Type 11 cup wheels on 7" - 9" angle grinders
Guards: **655174000** - 4"5/8", **655178000** - 6".
Mounting flange **US90357006**



623276000 Cup wheel guard for mounting 3 1/8" Type 6 cup wheels on 4 1/2" - 6" angle grinders

ADAPTOR KITS AND SPANNER WRENCH



316064350
For mounting non-hubbed 7" and 9" Type 27 wheels on all Metabo large angle grinders
655039000 Flange kit for competitive 7" and 9" angle grinders
655052000 replacement nut replacement nut for 655039000
316037200 Flange kit for 4-1/2" - 6" non-hubbed type 27 wheels



US655038000 Adaptor kit for diamond blades on 7" - 9" grinders



623934000 Straight
623910000 Offset



630327000 hand guard for use on all polishers, angle sanders and grinders

HANDLES



627362000 Multiple Position Bar
The 180 degree bar allows for infinite adjustment of the side handle



US630342001 Loop handle for 7" - 9" angle sander & grinders



623262000 Loop handle for small grinders
Fits W/WP9, WE/WEV/WEV 10, W/WP/WPB 12, WE/WEV/WEV/WEPF/WEPBF 15, WEP/WEPBA 17 grinders



MVT Vibratech Handle
Reduces vibration by up to 60% compared to other handles. The risk of "White Finger Syndrome" caused by vibration exposure over the workers' lifespan is reduced considerably!

BACKING PADS




Flexible backing pads for using abrasive discs on angle sanders and grinders.
623279000 - 4 1/2" w/ M14-2.0 nut
623283000 - 4 1/2" w/ 5/8-11 nut
623284000 - 5" w/ 5/8-11 nut
623281000 - 7" w/ 5/8-11 nut
623282000 - 9" w/ 5/8-11 nut

DUST PROTECTION FILTERS



630709000
Lock-on switch models



630792000
Paddle switch models



630719000
Rat-tail models

Fits W12-XXX through WEPBA17-XXX grinders

7"-9" LARGE ANGLE GRINDERS



W 2000
7" Angle Grinder

W 24-180 MVT
7" Angle Grinder

WEPB 24-180 MVT
7" Electronic Angle Grinder
with Brake

WPB 36 LTX BL 230
9" Cordless Angle Grinder

WPB 36-18 LTX BL 230
9" Cordless Angle Grinder

18 V 18 V 36 V

**Model # (lock-on trigger)
(non-locking deadman switch)**

W 2000 (7")
606418420
US606418760

W 24-180 MVT
606466420
US606466760
606466460
(Canada)

WEPB 24-180 MVT
606478420

WPB 36 LTX BL 230
613101640
Kit: 2x 6.2 Ah LiHD batt

WPB 36-18 LTX BL 230
613102860
Bare tool

Key Features

	W 2000 (7")	W 24-180 MVT	WEPB 24-180 MVT	WPB 36 LTX BL 230	WPB 36-18 LTX BL 230
Maximum wheel diameter	7"	7"	7"	9"	
Amps	15	15	15	36V LiHD	2x 18V LiHD
Rated input watts	2,000	2,400	2,400	2,400	
No-load speed (RPM)	8,500	8,500	8,500	6,600	
Switch Type	Depends on model	Depends on model	Non-locking paddle	Non-locking paddle	
Motor	Heavy Duty	LongLife	LongLife	Brushless	
AC/DC capability	AC/DC	AC/DC	AC/DC	36V DC	
Mechanical brake				•	
Electronic features:					
Soft start			•	•	
Overload protection w/ LED			•	•	
Safety / pinch protection				•	
Safety lock to prevent accidental switching on of the tool	•	•	•	•	
Burst-proof guard	•	Tool-less	Tool-less	Tool-less	
(3 position) side handle	Ergonomic	MVT Vibratex	MVT Vibratex	MVT Vibratex	
Twister 3-position rear handle for cutting/grinding		•	•	•	
Auto-stop carbon brushes	•	•	•		
Winding protection grid		•	•		
Standard equipment:					
Type 27 wheel guard	316045010	316053530	316053530	316065160	
Side handle	314000280	314000960	314000960	314000960	
Optional equipment:					
Type 1 cutting guard	630386000	630356000	630356000	630363000	
Flange kit non-hubbed wheels	316064350	316064350	316064350		





W 2200-230
9" Angle Grinder

W 24-230 MVT
9" Angle Grinder

WEPB 24-230 MVT
9" Electronic Angle Grinder
with Brake

W 26-230 MVT
9" Angle Grinder

Model
(lock-on trigger)
(non-locking deadman switch)

W 2200-230 (9")
606435420
US606435760

W 24-230 MVT
606467420
US606467760
606467460
(Canada)

WEPB 24-230 MVT
606479420

W 26-230 MVT
606474420
US606474760

Key Features

Maximum wheel diameter	9"	9"	9"	9"
Amps	15	15	15	15
Rated input watts	2200	2400	2400	2600
No-load speed (RPM)	6,600	6,600	6,600	6,600
Motor	Heavy Duty	LongLife	LongLife	LongLife
AC/DC capability	AC/DC	AC/DC	AC	AC/DC
Electronic features:				
Soft start			•	
Overload protection w/ LED			•	
Safety cut out / pinch protection			•	
Burst-proof guard	•	Tool-less	Tool-less	Tool-less
(3 position) side handle	Ergonomic	MVT Vibratech	MVT Vibratech	MVT Vibratech
Twister 3-position rear handle for cutting/grinding		•	•	•
Auto-stop carbon brushes	•	•	•	•
Winding protection grid		•	•	•
Standard equipment:				
Type 27 wheel guard	316045000	316053510	316053510	339204010
Side handle	314000280	314000960	314000960	314000960
Optional equipment:				
Type 1 cutting guard	630387000	630357000	630357000	630357000
Flange kit non-hubbed wheels	316064350	316064350	316064350	316064350



OPTIONAL EQUIPMENT



US655038000 Adaptor kit for diamond blades on 7" - 9" grinders



Dustless convertible shroud for concrete surface prep
655154000 7" shroud. For all current large angle grinders W 24 / W 26
655153000 5" shroud. For all current small angle grinders W 9 / W 12 / W 15 / W 17



US630342001 Loop handle for 7" - 9" angle sander & grinders



626752000 CED 230 9" Dustless concrete cutting shroud fits Metabo 9" large grinders

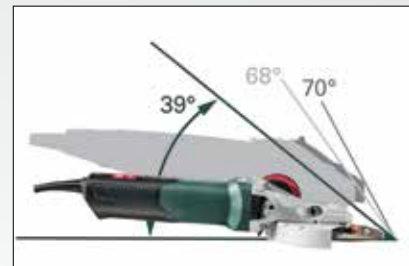


Solutions for Tight Spaces

The patented gear drive allows for a very low profile head design that enables grinding in angles as small as 39°, and into narrow spaces as low as 2-5/8" high.

Ergonomic design reduces fatigue, even when working on weld joints in difficult positions.

Specifically designed abrasive accessories allow the flat head grinder to work faster, saving time and money.



Patented gear design:
the Metabo flat head angle grinder
vs. standard angle grinders

Applications

Metal cutting and grinding	Steel erection	Ship building/maintenance
Metal fabrication	Pipefitting	General metal industry
		General contractors

LEARN MORE!



Unmatched Safety



Typical problem...Grinder doesn't reach



This solution violates safety standards



Metabo flat head grinders are THE SOLUTION

- **Safety Brake*** stops wheels in under 2 seconds
- **Metabo Safety Clutch** reduces the risk of kickback during jams
- **Non-Locking Paddle Switch*** (OSHA preferred and required by many safety regulations)
- **Metabo MVT Vibratex Handle*** reduces hand / arm vibration by up to 60%
- **Toolless, Adjustable Burst-Proof Guard with 7 Steps**

*Available on select models

4 1/2" - 6" FLAT HEAD ANGLE GRINDERS

4 1/2"-5" Flat Head Angle Grinder
WEF 9-125



4 1/2"-5" Flat Head Paddle Switch Angle Grinder
WEPF 9-125



4 1/2"-5" Flat Head Electronic Variable Speed High Torque Angle Grinder
WEVF 10-125 Quick INOX



18V 4 1/2"-5" Flat Head Paddle Switch Cordless Angle Grinder
WPF 18 LTX 125



6" Flat Head Electronic Angle Grinder
WEF 15-150 Quick



6" Flat Head Paddle Switch Electronic Angle Grinder
WEPF 15-150 Quick



6" Flat Head Paddle Switch Electronic Angle Grinder with Brake
WEPBF 15-150 Quick










Model:	WPF 18 LTX 125	WEF 9-125	WEPF 9-125	WEVF 10-125 Quick INOX	WEF 15-150 Quick	WEPF 15-150 Quick	WEPBF 15-150 Quick
Order No.: CORDED TOOL	----	613060420	613069420	613080420	613083420	613084420	613085420
Order No.: 8.0 LiHD Kit (ASC30-36 Charger + 2 LiHD 8.0 Ah Batteries)	US613070620	----	----	----	----	----	----
Order No.: BARE TOOL	613070860	----	----	----	----	----	----





Maximum wheel diameter	4 1/2" - 5"	4 1/2" - 5"	4 1/2" - 5"	4 1/2" - 5"	6"	6"	6"
Amps	---	8.0	8.0	9.5	13.5	13.5	13.5
No-load speed (RPM)	8,000	10,000	10,000	2,000-7,600	9,600	9,600	9,600
Minimum clearance	43° / 2-5/8"	43° / 2-5/8"	43° / 2-5/8"	43° / 2-5/8"	39° / 2-5/8"	39° / 2-5/8"	39° / 2-5/8"
Mechanical brake							•
Non-locking paddle switch	•		•			•	•
Toolless wheel change	•			•	•	•	•
Motor	18V Cordless	LongLife	LongLife	LongLife	LongLife	LongLife	LongLife
Side handle	Vibration dampened	Vibration dampened	Vibration dampened	Vibration dampened	MVT VibraTech	MVT VibraTech	MVT VibraTech
Electronic features:							
Variable speed dial				•			
Speed stabilization		TC	TC	VC	TC	TC	TC
Power interruption protection	•	•	•	•	•	•	•
Soft start feature	•	•	•	•	•	•	•
Overload protection	w/LED	•	•	w/LED	w/LED	w/LED	w/LED
Electronic safety clutch	•	•	•	•	•	•	•
Rotatable gear housing	•	•	•	•	•	•	•
Toolless, adjustable burst-proof guard w/ 7 stops	•	•	•	•	•	•	•
Standard Equipment							
Wheel guard	316055590	316055590	316055590	316055590	339204600	339204600	339204600
Side handle	316046590	316046590	316046590	316046590	314000970	314000970	314000970
Inner flange	341031290	341031290	341031290	341031290	341031290	341031290	341031290
Locking nut	341101480	341101480	341101480	341101480	616062590	616062590	616062590
Spanner wrench	623934000	623934000	623934000	623934000			
Optional Equipment							
Type 1 cutting guard	630355000	630355000	630355000	630355000	630378000	630378000	630378000

Increase Productivity with Metabo's Unique Flat Head Angle Grinder Accessories






SPECIALTY WHEELS	Grit	Size	Pcs./Pkg.	Order No.
 Flexiamant Super Convex CER Extreme performance ceramic steel/stainless steel/heat sensitive materials contaminant free	P 60	5 x 7/8 6 x 7/8	10	626460000 626488000
	P 80	5 x 7/8 6 x 7/8	10	626461000 626489000
 Flexiamant Super Convex ZK High performance zirconia alumina steel/stainless steel contaminant free	P 40	5 x 7/8 6 x 7/8	10	626462000 626490000
	P 60	5 x 7/8 6 x 7/8	10	626463000 626491000
	P 80	5 x 7/8 6 x 7/8	10	626464000 626492000
 Non-woven Fleece VKS ZK Shapeable disc precise cleaning of weld seams steel/stainless steel	coarse	5 x 7/8	5	626482000
	medium	5 x 7/8	5	626483000

GRINDING WHEELS	Spec.	Size	Pcs./Pkg.	Order No.
 Original Grinding Wheel Type 27 Steel	A 24 N	5 x 1/4 x 7/8 6 x 1/4 x 7/8	25	616730000 616554000
	A 24 R	5 x 1/4 x 7/8 6 x 1/4 x 7/8	25	616308000 616319000
 Plus Grinding Wheel Type 27 Aluminum	A 36 M	5 x 1/4 x 7/8 6 x 1/4 x 7/8	25	616749000 616754000
	ZA24T	5 x 1/4 x 7/8 6 x 1/4 x 7/8	25	616786000 616787000
 Super Grinding Wheel Type 27 Stainless Steel	A 36 O	5 x 1/4 x 7/8 6 x 1/4 x 7/8	25	616747000 616604000
	CA46U	5 x 1/4 x 7/8 6 x 1/4 x 7/8	10	US616291000 US616292000
 M-Calibur (Ceramic) Type 27 Steel/Stainless Steel	A 46 U	5 x 5/64 x 7/8 6 x 5/64 x 7/8	25	616501420 616502420
	A 24 T	5 x 1/8 x 7/8 6 x 1/8 x 7/8	25	655287000 655285000
 Stringer Bead Wire Wheel Knotted	.020 Carbon Steel	4-1/2 x 3/16 x 5/8-11 5 x .020 x 3/16 x 7/8 6 x .020 x 15/64 x 7/8	5 5 1	655228005 655229005 626816000

Other Accessories	Description	Details	Order No.
	5" Type 1 Cutting Guard		630355000 fits 5" WEPF9-125, WEF9-125
	5" Type 1 Cutting Guard	Comply with OSHA/ANSI B7.1 regulations	630372000 fits 5" WEVF10-125
	6" Type 1 Cutting Guard		630378000 fits all 6"
	Multiple Position Handle	Allows for infinite adjustment of the ergonomic side handle	627362000
	Dust Protection Filter	Protects motor components from harmful particles; aluminum, cloth from fiber discs and polishing fibers. Quick, tool free installation and removal	630719000 for use with slide switch grinders
			630792000 for use with paddle switch grinders

Not compatible with WEF9 / WEPF9-125

TYPE 1 CUTTING WHEELS	Spec.	Size	Pcs./Pkg.	Order No.
	A 60 TZ	5 x .040 x 7/8 6 x .040 x 7/8	50	655334000 655339000
	A 60 XL	5 x .045 x 7/8 6 x .045 x 7/8	50	655335000 655344000
	A 60 TX	5 x .045 x 7/8 6 x .045 x 7/8	50	655993000 655998000
	A60XP	5 x .045 x 7/8 6 x .045 x 7/8	50	655992000 655995000
	CA46U	5 x 1/16 x 7/8 6 x 1/16 x 7/8	25	US616286000 US616287000
	CA46U	5 x .045 x 7/8 6 x .045 x 7/8	25	US616283000 US616284000



NEW

CORDED
Variable Speed High Torque
Dry Polisher
 PE 15-20 RT



NEW

CORDED
Variable Speed High Torque
Dry Polisher
 PE 15-30



PWE 11-100
Variable Speed High
Torque Wet Polisher

Model	PE 15-20 RT 615200420	PE 15-30 615300420
Maximum pad diameter	7"	7"
Double insulated	•	•
Electronic features:		
Speed stabilization	Vario-tacho-constamatic (VTC)	
Power interruption protection	•	•
Overload protection	•	•
Soft start feature	•	•
Restart protection	•	•
Electronic winding temperature monitor with LED display	•	•
Winding protection grid	•	•
Planetary gearing	•	•
Variable speed controlled by adjusting dial	•	•
Auto-stop carbon brushes	•	•
No-load speed (RPM)	300-1,900 RPM	800-3,000 RPM
Amps	13	13
Rated input watts	1,500	1,550
Spindle thread	5/8"-11	5/8"-11
Carrying case		
Standard equipment:		
Side handle	314000540	
Loop handle		•
Optional equipment:		
5" soft backing pad	655141000	655141000
5" medium backing pad	655129000	655129000
5" hard backing pad	623298000	623298000
7" hard backing pad	655143000	655143000

Model	PWE 11-100 602050420
Vario tacho constamatic (VTC) electronics	•
Low profile aluminum die-cast gear housing	•
Housing cover to protect surfaces	•
Splash proof ventilation slots	•
Water supply through spindle	•
Motor	LongLife
Standard 1/2" quick connect	•
Ergonomic adjustable D-handle	•
Electronic winding temperature monitor with LED display	•
GFCI included for electrical safety	•
Auto-stop carbon brushes	•
Electronic soft start feature	•
Electronic speed stabilization	•
Maximum torque	34 inch lbs.
Backing pad size	4"-5"
No Load speed (RPM)	1,700-5,400
Amps	9.6
Rated input watts	1,100
Spindle thread	5/8"-11
Standard equipment:	Loop handle (343399690)
Optional equipment:	Tool Bag (638530000)



Backing pad not included on above tools





03



Abrasives

- Abrasives engineered to maximize the performance of Metabo power tools
- Large selection of wheels to match your application
- Premium quality and performance abrasives, made in the US and Germany, exceeding all international standards for performance and safety

Boost performance with

For Highest Performance, Productivity and Safety:

HEAVY DUTY

Fast and reliable results

SUPER DUTY

Longer life, improved productivity

EXTREME DUTY

Unstoppable, unmatched productivity

Cutting

Original Slicer

Fast, cool cutting, burr free

- Ferrous metal
- Steel / Stainless
- Bar stock
- Sheet metal

Aluminum Oxide



Slicer Plus

Fast cutting, long life, most versatile

- Thicker sectional cuts
- Ferrous metal
- Steel / Stainless
- Hard alloys
- Heavy wall pipe
- Angle iron

Engineered Aluminum Oxide



Ceramic M-Calibur

Extremely fast, longest life, toughest conditions, lowest total cost

- Hardened steel / Stainless
- Tough alloys
- High tensile alloys
- Hastalloys
- Inconels
- Titanium

Contaminant Free Pure Ceramic Alumina



Material Removal & Finishing

Original Grinding

High removal rate

- Ferrous metal
- Steel / Stainless

Aluminum Oxide



Plus-Z Grinding

Aggressive high stock removal rate, long life, cool grinding, most versatile

- Ferrous metal
- Steel / Stainless
- Heat sensitive material

Micro-Fracture Proprietary Blend



Ceramic M-Calibur

Extreme removal, longest life, lowest total cost

- Hardened steel / Stainless
- Tough alloys
- High tensile alloys
- Hastalloys
- Inconels
- Titanium

Contaminant Free Ceramic Alumina



Original Flapper

Fast stock removal, one step blending and finishing

- Steel / Stainless

Contaminant Free



Flapper Plus

Aggressive stock removal, long life, most versatile, one step blending and finishing, cool grinding

- Steel / Stainless
- Heat sensitive material
- Glaze resistant

Contaminant Free



Ceramic Flapper

High performance, cool grinding and finishing

- Hardened metals
- Stainless steel
- High tensile alloys
- Hastalloys
- Inconels
- Titanium
- Heat sensitive material

Contaminant Free Ceramic Alumina



"The Metabo System"

Pair Metabo Angle Grinders and Abrasives

**HEAVY
DUTY**

Fast and reliable results

**SUPER
DUTY**

Longer life, improved productivity

**EXTREME
DUTY**

Unstoppable, unmatched productivity

BOOST PERFORMANCE WITH METABO OPTIMIZED SYSTEMS

**HIGH POWER
GRINDERS**



MADE IN GERMANY

Metabo abrasives are optimized to perform best with Metabo Grinders

Safety Tips:

Even the world's best abrasive wheels need to be used safely. Here are some do's and do not's every operator should follow:

"Do's and Don'ts"

Do:

1. Always handle and store wheels carefully.
2. Visually inspect all wheels for possible damage before mounting.
3. Make sure the tool's operating speed never exceeds the wheel speed.
4. Always check mounting flanges for equal and correct diameter.
5. Use mounting blotters when they're supplied with wheels.
6. Make absolutely sure work rest (where required) is properly adjusted (no more than 1/8" away from wheel.)
7. Always use a safety guard covering at least half of the grinding wheel.
8. Always run newly mounted wheels at full operating speed (with guard in place) for at least one minute before grinding.
9. Always wear safety glasses and appropriate face protection when grinding.
10. Always turn coolant off before stopping wheel, to avoid an out-of-balance condition.

Don't:

1. Don't use a wheel that has been dropped.
2. Don't force a wheel onto the tool or alter the size of the mounting hole. If the wheel won't fit the tool, get one that will.
3. Don't ever exceed the maximum operating speed established for the wheel.
4. Don't use mounting flanges that are not clean, flat and designed for the wheel being used.
5. Don't tighten the mounting nut excessively.
6. Don't grind on the side of the wheel. (See ANSI B7.1 for exceptions).
7. Don't start the tool until the wheel guard is in place.
8. Don't jam work into the wheel.
9. Don't stand directly in front of a grinding wheel when a grinder is started.
10. Don't grind material for which the wheel is not designed.



Metabo Cutting Wheels



Manufacturing standard

WARNING!
Before using this product you must read ANSI Safety Code B7-1 and comply with OSHA requirements. In addition: **DO NOT USE** on high speed air or electric Sanders - Visually inspect before mounting - Discard if damaged - Wear goggles - Safety guard must be used - Start grinder with wheel away from you - Speed must not exceed max. RPM as marked - Use with care and in a safe manner.

Safety guide

- Use ear protection
- Use safety rated glasses
- Use dust mask
- Use protective gloves
- Do not use on a bench grinder
- Do not use for grinding
- Limitations of usage

- Order number
- Dimensions
- Size
- Max. Speed recommended
- Formulation

Application

Steel/
Stainless Steel

Product specifications

Specification:

The combination of letters and numbers is the genetic code of the grinding wheel.

Abrasive:

- A Aluminium Oxide
 - For general processing of metal

ZA Zirconia Alumina

- Special discs for metal processing

C Silicon carbide

- For processing stone

CA Ceramic

- Special discs for processing stainless steel and metal

Grit


The higher the number, the finer the grit. We use grain sizes of 16 – 60 for cutting and grinding discs:

- 16 – 24 coarse
- 30 – 60 medium

Hardness

The hardness of a grinding tool is coded alphabetically:

ABC ...	NOP ...	RST ... Z
Very soft	Soft	hard Very hard



Disc label with all **product and safety information**

Fiberglass fabric for **more safety** during the cutting process

Mixture with high-quality **corundum, filler materials and phenolic resins**

Additional fiber glass fabric for **even more safety**

HEAVY DUTY

Fast and reliable results

SUPER DUTY

Longer life, improved productivity

EXTREME DUTY

Unstoppable, unmatched productivity

Original Slicer

Fast, cool cutting, burr free



Slicer-Plus

Fast cutting, long life, most versatile



Ceramic Cutting

Extremely fast, longest life, toughest conditions, lowest total cost





Type 1 and 27 Cutting Wheels

NOTE: Numbers in parenthesis () are for when Type 27 wheel specs are different

HEAVY DUTY



TYPE 1 Order #	TYPE 27 Order #	Size	Max. RPM	Pcs/Pkg
----------------	-----------------	------	----------	---------

Original - A60TZ - Steel / Stainless Steel

- Aluminum oxide wheel for steel and other ferrous metals. Extremely fast rate of cut. Good wheel life. Flexibility for flush cutting.

TYPE 1 Order #	TYPE 27 Order #	Size	Max. RPM	Pcs/Pkg
655348000		2 X .035 X 3/8	30,558	100
655316000		3 X .040 X 1/4	25,000	100
655317000		3 X .040 X 3/8	25,000	100
655358000		3 X 1/16 X 1/4	25,000	100
655321000		3 X 1/16 X 3/8	25,000	100
655322000		4 X .040 X 1/4	22,000	50
655323000		4 X .040 X 3/8	22,000	50
655324000		4 X .040 X 5/8	22,000	50
655328000		4 X 1/16 X 3/8	19,000	100
655330000		4 X 1/16 X 5/8	19,000	100
655331000	655346000	4 1/2 x .040 (.045) x 7/8	15,000 (13,300)	100 (50)
	655346421	4 1/2 x .045 x 5/8-11	13,300	50
655334000	655353000	5 x .040 (.045) x 7/8	12,225	50
655999000		6 X .040 X 3/8	14,000	50
655338000		6 X .040 X 5/8	10,200	50
655339000	655347000	6 x .040(.045) x 7/8	10,200	50
	655347421	6 X .045 X 5/8-11		50

HEAVY DUTY



Original - A30R - Steel

- Aluminum oxide general purpose wheel for heavier working conditions for steel and other ferrous metals. Very fast rate of cut. Good wheel life.

TYPE 1 Order #	TYPE 27 Order #	Size	Max. RPM	Pcs/Pkg
655733000		5 X 1/16 x 7/8	12,225	50
616732000	616310000	5 X 3/32 x 7/8	12,300	25

HEAVY DUTY



Long Life - A36XL / A60XL - Steel / Stainless Steel

- Engineered aluminum oxide wheel for long life in tough applications: thin wall pipe/tube, as well as solids.

TYPE 1 Order #	TYPE 27 Order #	Size	Max. RPM	Pcs/Pkg
655318000 (A36XL)		3 X 1/16 X 1/4	25,000	100
655320000 (A36XL)		3 X 1/16 X 3/8	25,000	100
616321000 (A36XL)		3 X 1/8 X 3/8	25,000	100
655325000 (A36XL)		4 X 1/16 X 1/4	19,000	100
655327000 (A36XL)		4 X 1/16 X 3/8	19,000	100
655329000 (A36XL)		4 X 1/16 X 5/8	19,000	100
655332000 (A60XL)	655349000 (A60XL)	4 1/2 x .045 (1/16) x 7/8	15,000 (13,300)	100 (50)
655335000 (A60XL)	655355000 (A60XL)	5 x .045 (1/16) x 7/8	12,225	50
655344000 (A60XL)	655350000 (A60XL)	6 x .045 (1/16) x 7/8	10,200	50
655342000 (A60XL)		6 X 1/16 X 5/8	10,200	25



Type 1 and 27 Cutting Wheels

NOTE: Numbers in parenthesis () are for when Type 27 wheel specs are different

TYPE 1 Order #	TYPE 27 Order #	Size	Max. RPM	Pcs/Pkg
----------------	-----------------	------	----------	---------

SUPER DUTY



Plus - A60TX - Steel / Stainless Steel

■ **Super Duty** performance on stainless steel applications. Premium zirconia proprietary blend.

TYPE 1 Order #	TYPE 27 Order #	Size	Max. RPM	Pcs/Pkg
655996000		4 x .045 x 5/8	15,000	50
655997000	655351000	4 1/2 x .045 x 7/8	15,000 (13,300)	50
	655351421	4 1/2 x .045 x 5/8-11	13,300	50
655993000	655357000	5 x .045 x 7/8	12,225	50
655998000	655352000	6 x .045 x 7/8	10,200	50
	655352421	6 x .045 x 5/8-11		50

SUPER DUTY



Super - A60XP - Steel / Stainless Steel

■ **Contaminant free, Super Duty** wheel for steel and stainless steel applications with a long wheel life.

TYPE 1 Order #	TYPE 27 Order #	Size	Max. RPM	Pcs/Pkg
655450000		3 X .040 X 3/8	25,000	50
655451000		3 X 1/16 X 3/8	25,000	100
655452000		4 X .040 X 3/8	19,000	50
655453000		4 X 1/16 X 3/8	19,000	100
655994000	655897000	4 1/2 x .045 x 7/8	15,000 (13,300)	50
655992000	655898000	5 x .045 x 7/8	12,225	50
655995000	655899000	6 x .045 x 7/8	10,200	50

Ceramic Type 1 and 27 Cutting Wheels

Contaminant Free < 0.1% Iron, Sulfur and Chlorine



TYPE 1 Order #	TYPE 27 Order #	Size	Max. RPM	Pcs/Pkg
----------------	-----------------	------	----------	---------

EXTREME DUTY



M-Calibur - CA46U - Steel / Stainless Steel / High Tensile Alloy

■ **Contaminant free Extreme Duty** ceramic wheel for steel and stainless steel. Extremely long wheel life.

TYPE 1 Order #	TYPE 27 Order #	Size	Max. RPM	Pcs/Pkg
US616280000	US616272000	4 1/2 X .045 X 7/8	13,300	25
US616285000		4 1/2 X 1/16 X 7/8	13,300	25
US616283000	US616273000	5 X .045 X 7/8	12,200	25
US616286000		5 X 1/16 X 7/8	12,200	25
US616284000	US616274000	6 X .045 X 7/8	10,200	25
US616287000		6 X 1/16 X 7/8	10,200	25



Type 1 and 27 Cutting Wheels for Aluminum

TYPE 1 Order #	TYPE 27 Order #	Size	Max. RPM	Pcs/Pkg
----------------	-----------------	------	----------	---------

SUPER DUTY



Plus-Alu - A46N - Aluminum

■ **Super Duty** speciality wheel for enhanced performance on aluminum.

TYPE 1 Order #	TYPE 27 Order #	Size	Max. RPM	Pcs/Pkg
655810000	655820000	4 X .040 X 5/8	19,000	50
655811000	655821000	4-1/2 X .040 X 7/8	13,000	50
655812000	655822000	5 X .040 X 7/8	12,300	50
655813000	655823000	6 X .040 X 7/8	10,200	50
655814000	655824000	7 X .040 X 7/8	8,500	50

Type 1 Cutting Wheels for Circular Saws

HEAVY DUTY



Original - A30S - Steel / Stainless Steel

- Aluminum oxide wheels for steel, other ferrous metals and rail track. Good rate of cut. Longer wheel life.

Order #	Size	Max. RPM	Pcs/Pkg
616331420	6 X 1/8 X 5/8 DM	10,200	25
616333000	7 X 1/8 X 5/8 DM	8,500	10



Original - C30S - Masonry / Non-Ferrous

- Silicon carbide general purpose wheel for stone, concrete, cast iron, ductile iron, masonry materials, non-ferrous metals, brass, bronze, etc. Good rate of cut. Good wheel life.

616334000	7 X 1/8 X 5/8 DM	8,500	10
-----------	------------------	-------	----



Type 27 Cutting Wheels and Speciality Wheels

HEAVY DUTY



Original - A30R - Steel

- Aluminum oxide general purpose wheel for heavier working conditions for steel and other ferrous metals. Very fast rate of cut. Good wheel life.

616328420	4 X 3/32 X 3/8	19,000	25
US616727000	4-1/2 X 3/32 X 7/8	13,300	25
655727000	4-1/2 X 3/32 X 5/8-11	13,300	25
616310000	5 X 3/32 X 7/8	12,300	25
655310000	5 X 3/32 X 5/8-11	12,300	25
US616313000	6 X 1/8 X 7/8	10,200	25
655313000	6 X 1/8 X 5/8-11	10,200	25
616300000	7 X 1/8 X 7/8	8,500	10
655300000	7 X 1/8 X 5/8-11	8,500	10
616302000	9 X 1/8 X 7/8	6,600	10
655302000	9 X 1/8 X 5/8-11	6,600	10

SUPER DUTY



Plus - A46TZ - Steel / Stainless Steel

- Aluminum oxide general purpose wheel for steel and other ferrous metals. Aggressive cut. Excellent wheel life. Premium zirconia proprietary blend.

655801000	7 X 1/16 X 7/8	8,500	10
655802000	7 X 1/16 X 5/8-11	8,500	10
655797000	9 X 1/16 X 7/8	6,600	10
655799000	9 X 1/16 X 5/8-11	6,600	10

HEAVY DUTY



Original - C30S - Masonry / Non-Ferrous

- Silicon carbide general purpose wheel for stone, concrete, cast iron, ductile iron, masonry materials, non-ferrous metals, brass, bronze, etc. Good rate of cut. Good wheel life.

655303000	9 x 1/8 x 5/8-11	6,600	10
-----------	------------------	-------	----



Type 27 Pipeline Grinding/Notching/Cutting Wheels

Order #	Size	Max. RPM	Pcs/Pkg
---------	------	----------	---------

HEAVY DUTY



Long Life - A24T - Steel / Stainless Steel

- Aluminum oxide general purpose wheel for steel and other ferrous metals. Extremely long wheel life.

616281420	4-1/2 X 1/8 X 7/8	13,300	25
655281000	4-1/2 X 1/8 X 5/8-11	13,300	25
655287000	5 X 1/8 X 7/8	12,300	25
655288000	5 X 1/8 X 5/8"-11	12,300	25
616282000	7 X 1/8 X 7/8	8,500	10
655282000	7 X 1/8 X 5/8-11	8,500	10
655284000	9 X 1/8 X 5/8-11	6,600	10
655285000	9 x 1/8 x 7/8	6,600	10

SUPER DUTY



Plus-Z - ZA24T - Steel / Stainless Steel

- Zirconia alumina wheels for steel and stainless steel applications. Very aggressive stock removal. Extremely long wheel life.

616792000	4-1/2 X 3/32 X 7/8	13,300	25
655792000	4-1/2 X 1/8 X 5/8-11	13,300	25
616794420	6 X 1/8 X 7/8	10,200	25
655794000	6 X 1/8 X 5/8-11	10,200	25
655795000	7 X 1/8 X 5/8-11	8,500	10
655796000	9 X 1/8 X 5/8-11	6,600	10



Type 27 Combinator: Cutting & Grinding with the Same Wheel

Order #	Size	Max. RPM	Pcs/Pkg
---------	------	----------	---------

HEAVY DUTY



Combinator - A46U - Steel/Stainless Steel

- Aluminum oxide, **contaminant free** for stainless steel and other ferrous metals. Extremely long wheel life, and fast cut.

616500420	4-1/2 X 5/64 X 7/8	13,300	25
616501420	5 X 5/64 X 7/8	12,300	25
616502420	6 X 5/64 X 7/8	10,200	25



Type 1 Cutting Wheels for Chop Saws

Order #	Size	Max. RPM	Pcs/Pkg	Formula	Wheel
---------	------	----------	---------	---------	-------

HEAVY DUTY



Original - A24M

- Aluminum oxide wheels for general purpose use on steel and other ferrous metals larger chop saw applications. Excellent rate of cut. Good wheel life.

Original - A30P

- Aluminum oxide wheels constructed with a single internal reinforcement and an aggressive cool cutting formulation best for cutting smaller diameter metals or metal studs.

Original Long Life - A30R

- Aluminum oxide wheels for general purpose use on steel and other ferrous metals. Good rate of cut. Good wheel life.

Original Long Life - A30S

- Aluminum oxide wheels specially formulated for dry wall stud applications. Good rate of cut. Good wheel life.

616340000	14 X 3/32 X 1	4,300	10	A24M	Original
655236000	14 X 3/32 X 1 Internal Reinforced	4,300	10	A30P	Original
616215000	16 X 3/32 X 1	3,820	10	A24M	Original
616337420	12 X 3/32 X 1	5,100	10	A30R	Original Long Life
616146000	14 X 3/32 X 1	4,300	10	A30S	Original Long Life
US616338000	14 X 3/32 X 1	4,300	10	A30R	Original Long Life
616327000	14 X 7/64 X 1	4,300	10	A30R	Original Long Life

Type 1 Cutting Wheels for High Speed Saws

**HEAVY
DUTY**



Order #	Size	Max. RPM	Pcs/Pkg	Formula	Wheel
---------	------	----------	---------	---------	-------

Original - A24N

- Aluminum oxide wheels general purpose for steel and other ferrous metals. Fast rate of cut. Good wheel life.

Original Long Life - A30S

- Aluminum oxide wheels for steel, other ferrous metals and rail track. Good rate of cut. Longer wheel life.

Original - C24N

- Silicon carbide general purpose wheel for stone, concrete, cast iron, ductile iron, masonry materials, non-ferrous metals, brass, bronze, plastic, etc. Fast rate of cut. Good wheel life.

Plus - AC24R

- Aluminum oxide and Silicon carbide combination wheel specially formulated for ductile iron. Excellent rate of cut. Excellent wheel life. Smooth and chatter free cutting.

616137000	12 X 1/8 X 1	6,400	10	A24N	Original
616157420	12 X 1/8 X 1	6,400	10	C24N	Original
US616136000	12 X 1/8 X 20mm	6,400	10	A24N	Original
616156000	12 X 1/8 X 20mm	6,400	10	C24N	Original
616139000	14 X 1/8 X 1	5,400	10	A24N	Original
616159000	14 X 1/8 X 1	5,400	10	C24N	Original
616140000	14 X 1/8 X 20mm	5,460	10	A24N	Original
616160000	14 X 1/8 X 20mm	5,460	10	C24N	Original
616204000	16 X 5/32 X 1	4,800	10	A30S	Original Long Life
616138420	12 X 1/8 X 1	6,400	10	AC24R	Plus
616168000	12 X 1/8 X 20mm	6,400	10	AC24R	Plus
616149000	14 X 1/8 X 1	5,400	10	AC24R	Plus
616142000	14 X 1/8 X 20mm	5,460	10	AC24R	Plus

655172000 Reduced bushing from 1" to 20mm

Type 1 Cutting Wheels for Stationary Saws

**HEAVY
DUTY**



Order #	Size	Max. RPM	Pcs/Pkg	Formula	Wheel
---------	------	----------	---------	---------	-------

Original - A30N

- Aluminum oxide wheels are specially formulated for high powered tools to cut steel and other ferrous metals. Excellent rate of cut. Good wheel life

Original Long Life - A30R

- Aluminum oxide wheels specially formulated for high powered tools to cut steel and other ferrous metals. Fast rate of cut. Longer wheel life.

Original Long Life - A30S

- Aluminum oxide wheels for steel, other ferrous metals and rail track. Good rate of cut. Longer wheel life.

Plus - A30V

- Aluminum oxide wheels are specially formulated for high powered tools to cut steel and other ferrous metals. Good rate of cut. Excellent wheel life.

616365000	20 X 3/16 X 1	4,800	5	A30N	Original
616203000	14 X 1/8 X 1	4,400	10	A30S	Original Long Life
616204000	16 X 5/32 X 1	4,400	10	A30S	Original Long Life
616366000	20 X 3/16 X 1	3,000	5	A30R	Original Long Life
616367000	20 X 3/16 X 1	3,000	5	A30V	Plus

Metabo Grinding Wheels



HEAVY DUTY

Fast and reliable results

Original

High removal rate



SUPER DUTY

Longer life, improved productivity

Plus-Z Grind

Aggressive high stock removal rate, long life, cool grinding, most versatile



EXTREME DUTY

Unstoppable, unmatched productivity

Ceramic M-Calibur

Extreme removal, longest life, lowest total cost





Available in a wide range of sizes; 3" to 9" diameter in Type 27 depressed center wheels.



Type 27 Depressed Center Grinding Wheels
Steel, Stainless Steel

Order #	Size	Max. RPM	Pcs/Pkg
---------	------	----------	---------

HEAVY DUTY



Original - A24N - Steel

■ Aluminum oxide general purpose wheel for grinding steel and other ferrous metals in normal working conditions. High stock removal. Good wheel life.

616745000	4 X 1/4 X 5/8	15,300	25
US616726000	4-1/2 X 1/4 X 7/8	13,300	25
655726000	4-1/2 X 1/4 X 5/8-11	13,300	25
616730000	5 x 1/4 x 7/8	12,300	25
655730000	5 X 1/4 X 5/8-11	12,300	25
US616554000	6 X 1/4 X 7/8	10,200	25
655554000	6 X 1/4 X 5/8-11	10,200	25
616560000	7 X 1/4 X 7/8	8,500	25
655560000	7 X 1/4 X 5/8-11	8,500	10
US616572000	9 X 1/4 X 7/8	6,600	25
655572000	9 X 1/4 X 5/8-11	6,600	10

HEAVY DUTY



Long Life - A24R - Steel

■ Aluminum oxide general purpose wheel for grinding steel and other ferrous metals in normal working conditions. High stock removal. Long wheel life.

616339420	4 x 1/4 x 3/8	15,300	25
616330000	4 X 1/4 X 5/8	15,300	25
616307000	4-1/2 X 1/4 X 7/8	13,300	25
655307000	4-1/2 X 1/4 X 5/8-11	13,300	25
616308000	5 x 1/4 x 7/8	12,300	25
655308000	5 X 1/4 X 5/8-11	12,300	25
616319000	6 X 1/4 X 7/8	10,200	25
655319000	6 X 1/4 X 5/8-11	10,200	25
616782000	7 X 1/4 X 7/8	8,500	10
655782000	7 X 1/4 X 5/8-11	8,500	10
616784000	9 X 1/4 X 7/8	6,600	10
655784000	9 X 1/4 X 5/8-11	6,600	10

SUPER DUTY



Plus-Z - ZA24T - Steel / Stainless Steel

■ Zirconia alumina wheels for steel and stainless steel applications. Very aggressive stock removal. Extremely long wheel life.

616797000	4 x 1/4 x 5/8	15,300	25
616785000	4-1/2 X 1/4 X 7/8	13,300	25
655785000	4-1/2 X 1/4 X 5/8-11	13,300	25
616786000	5 x 1/4 x 7/8	12,300	25
616787000	6 X 1/4 X 7/8	10,200	25
655787000	6 X 1/4 X 5/8-11	10,200	25
655788000	7 X 1/4 X 5/8-11	8,500	10
655789000	9 X 1/4 X 5/8-11	6,600	10



Type 27 Grinding Wheels for Stainless Steel

Contaminant Free < 0.1% Iron, Sulfur and Chlorine

Order #	Size	Max. RPM	Pcs/Pkg
---------	------	----------	---------

**SUPER
DUTY**



Super - A360 - Steel / Stainless Steel / High Tensile Alloy

- Contaminant free, **Super Duty** aluminum oxide wheel specially formulated for harder metals such as stainless steel. Good stock removal. Good wheel life.

616739000	4-1/2 x 1/4 x 7/8	13,300	25
US616747000	5 x 1/4 x 7/8	12,300	25
US616604000	6 X 1/4 X 7/8	10,200	25
655610000	7 X 1/4 X 5/8-11	8,500	10
655622000	9 X 1/4 X 5/8-11	6,600	10

**EXTREME
DUTY**



M-Calibur - CA46U - Steel / Stainless Steel / High Tensile Alloy

- Contaminant free, **Extreme Duty** ceramic wheel for steel and stainless steel. Extremely long wheel life.

US616290000	4-1/2 x 1/4 x 7/8	13,300	10
US655290000	4-1/2 x 1/4 x 5/8-11	13,300	10
US616291000	5 x 1/4 x 7/8	12,200	10
US655291000	5 x 1/4 x 5/8-11	12,200	10
US616292000	6 x 1/4 x 7/8	10,200	10
US655292000	6 x 1/4 x 5/8-11	10,200	10



Type 27 Specialty Grinding Wheels

Masonry, Aluminum

Order #	Size	Max. RPM	Pcs/Pkg
---------	------	----------	---------

**HEAVY
DUTY**



Original - C24N - Masonry / Non-Ferrous

- Silicon carbide general purpose wheel for stone, concrete, cast iron, ductile iron, masonry materials, non-ferrous metals, brass, bronze, etc. High stock removal. Good wheel life.

616729000	4-1/2 x 1/4 x 7/8	13,300	25
655729000	4-1/2 X 1/4 X 5/8-11	13,300	25
616731000	5 x 1/4 x 7/8	12,300	25
616660000	7 X 1/4 X 7/8	8,500	25
655660000	7 X 1/4 X 5/8-11	8,500	10
655672000	9 X 1/4 X 5/8-11	6,600	10

**SUPER
DUTY**



Plus - A36M - Aluminum

- Aluminum oxide wheel formulated for aluminum grinding applications. Good stock removal. Good wheel life. Non clogging capability.

616748000	4-1/2 X 1/4 X 7/8	13,300	25
655748000	4-1/2 X 1/4 X 5/8-11	13,300	25
616749000	5 x 1/4 x 7/8	12,300	25
616754000	6 X 1/4 X 7/8	10,200	25
616760000	7 X 1/4 X 7/8	8,500	10
655760000	7 X 1/4 X 5/8-11	8,500	10



Type 11 Cup Wheels with Steel Backs for Angle Grinders



Order #	Size	Max. RPM	Pcs/Pkg	Formula
---------	------	----------	---------	---------

A16Q

- Aluminum oxide general purpose wheel for grinding steel and other ferrous metals. High stock removal. Good wheel life.

C16N

- Silicon carbide general purpose wheel for grinding stone, concrete, ductile iron, masonry materials, non-ferrous metals (brass, bronze, etc.) and cast iron. High stock removal. Good wheel life.

ZA16

- Zirconia alumina for aggressive stock removal and extra long wheel life grinding steel and stainless steel.

616341119	4 x 3 x 2 x 5/8-11	9,000	10	A 16 Q
616342119	4 x 3 x 2 x 5/8-11	9,000	10	C 16 N
616343119	5 x 4 x 2 x 5/8-11	7,200	10	A 16 Q
616345119	6 x 4-3/4 x 2 x 5/8-11	6,000	10	A 16 Q
616347119	6 x 4-3/4 x 2 x 5/8-11	6,000	10	ZA 16 T

GUARDS



Cup wheel guard and flange for mounting 4" - 6" Type 11 cup wheels on 7" - 9" angle grinders
 Guards: **655174000** - 4⁷/₅",
655178000 - 6".
 Mounting flange **US90357006**



623276000 Cup wheel guard for mounting 3 1/8" Type 6 cup wheels on 4 1/2" - 6" angle grinders

Metabo Flap Discs and Resin Fiber Discs



HEAVY DUTY

Fast and reliable results

Fast stock removal,
one step blending
and finishing



SUPER DUTY

Longer life, improved productivity

Aggressive stock removal,
long life, most versatile,
one step blending
and finishing,
cool grinding



EXTREME DUTY

Unstoppable, unmatched productivity

Extreme removal rate,
longest life,
lowest total cost



HEAVY DUTY

SUPER DUTY

EXTREME DUTY

Flappers



4-1/2"

120 grit: special order, previous design

Original Flapper

Fast stock removal, one step blending and finishing



- Steel / Stainless
- Ferrous metal
- High performance Zirconia blend
- Contaminant Free**

Grit	7/8"			5/8"-11 (hubbed)		
	Type 29	Type 27	Pack	Type 29	Type 27	Pack
40	629405000	629467000	10	629401000	629464000	5
60	629406000	629468000	10	629402000	629465000	5
80	629407000	629469000	10	629403000	629466000	5
120	623178000		10	656455000		5

Flapper Plus

Aggressive stock removal, long life, most versatile, one step blending and finishing, cool grinding



- Steel / Stainless
- Heat sensitive material
- Glaze resistant
- Premium Zirconia and high flap density for increased performance and longer life
- Contaminant Free**

Grit	7/8"			5/8"-11 (hubbed)		
	Type 29	Type 27	Pack	Type 29	Type 27	Pack
36	629418000	629480000	10	629408000	629470000	5
40	629419000	629481000	10	629409000	629471000	5
60	629420000	629482000	10	629410000	629472000	5
80	629421000	629483000	10	629411000	629473000	5
120	656427000	656425000	10	656428000	656426000	5

Flapper Plus **JUMBO**

Based on the flapper plus technology, this exceptional wheel contains 62% more flaps for unbeatable wheel life.



JUMBO vs. Standard

Grit	7/8"			5/8"-11 (hubbed)		
	Type 29	Type 27	Pack	Type 29	Type 27	Pack
40	629431000	629490000	5	629425000	629487000	5
60	629432000	629491000	5	629426000	629488000	5
80	629433000	629492000	5	629427000	629489000	5
120	656429000		10			

Ceramic Flapper

Highest performance, cool operation



- Hardened metals
- Stainless steel
- High tensile alloys
- Hastalloys
- Inconels
- Titanium
- Heat sensitive material
- Contaminant Free**
- Ceramic Alumina**

Grit	7/8"		
	Type 29	Type 27	Pack
40	629437000	629493000	10
60	629438000	629494000	10
80	629439000	629495000	10

Flapper Plus **Trimmable**



Grit	5/8"-11 (hubbed)	
	Type 29	Pack
40	629446000	5
60	629447000	5
80	629448000	5

Ceramic Flapper **Trimmable**



Grit	5/8"-11 (hubbed)	
	Type 29	Pack
40	629455000	5
60	629456000	5
80	629457000	5

Trimmable Flappers

NEW

- Trimmable for longer life
- Increased flexibility of flap disc
- **Integrated 5/8"-11 threading**

5" Ceramic Flapper



Grit	7/8"	
	Type 29	Pack
40	629440000	10
60	629441000	10
80	629442000	10

Flapper Plus *Trimable*



Grit	5/8"-11 (Hubbed)	
	Type 29	Pack
40	629449000	5
60	629450000	5
80	629451000	5

Ceramic Flapper *Trimable*



Grit	5/8"-11 (hubbed)	
	Type 29	Pack
40	629458000	5
60	629459000	5
80	629460000	5

6" Flapper Plus



Grit	7/8"			5/8"-11 (hubbed)		
	Type 29	Type 27	Pack	Type 29	Type 27	Pack
40	629422000	629484000	10	629412000	629474000	5
60	629423000	629485000	10	629413000	629475000	5
80	629424000	629486000	10	629414000	629476000	5
120	656433000		10	656437000		5

Ceramic Flapper



Grit	7/8"		Pack
	Type 29	Type 27	
40	629443000	629499000	10
60	629444000	629500000	10
80	629445000	629501000	10

120 grit: special order, previous design

Flapper Plus *Trimable*



Grit	5/8"-11 (hubbed)	
	Type 29	Pack
40	629452000	5
60	629453000	5
80	629454000	5

Ceramic Flapper *Trimable*



Grit	5/8"-11 (hubbed)	
	Type 29	Pack
40	629461000	5
60	629462000	5
80	629463000	5

7" Original Flapper



Grit	5/8"-11 (hubbed)	
	Type 29	Pack
40	629404000	5

Flapper Plus



Grit	5/8"-11 (hubbed)		
	Type 29	Type 27	Pack
40	629415000	629477000	5
60	629416000	629478000	5
80	629417000	629479000	5

Flapper Plus *JUMBO*

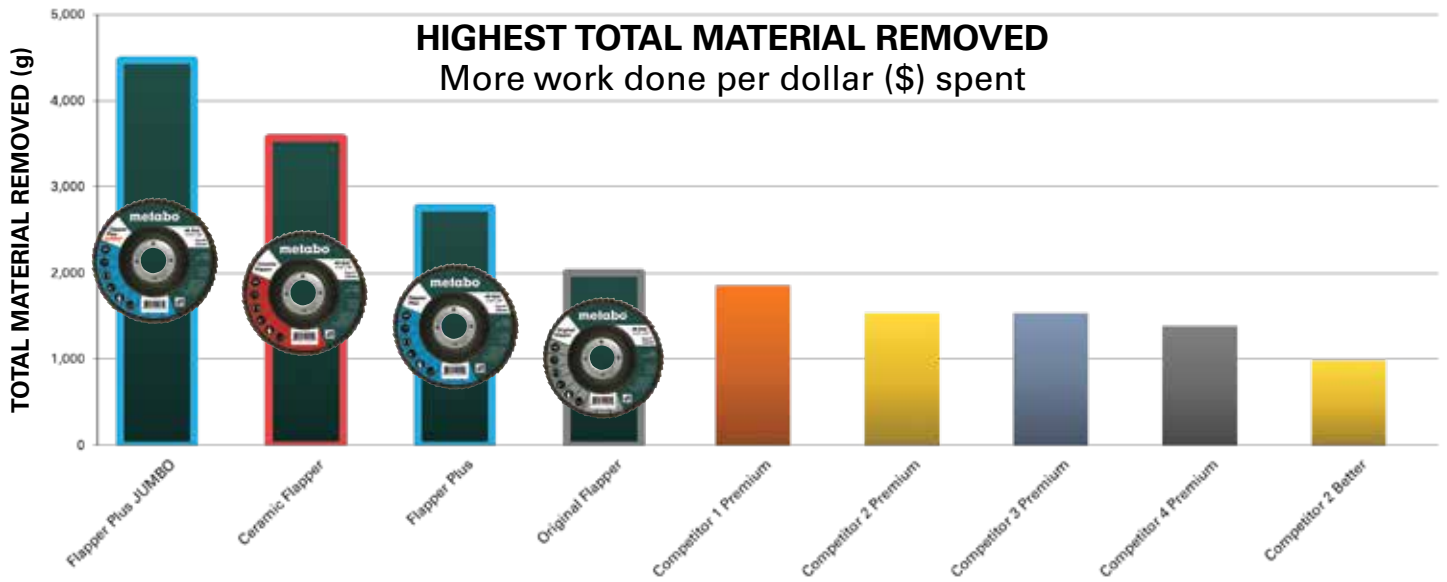


Grit	5/8"-11 (hubbed)	
	Type 29	Pack
40	629428000	5
60	629429000	5
80	629430000	5

Ceramic Flapper



Grit	5/8"-11 (hubbed)	
	Type 29	Pack
40	629434000	5
60	629435000	5
80	629436000	5



BOOST PERFORMANCE WITH METABO OPTIMIZED SYSTEMS

HIGH POWERED METABO GRINDER



MADE IN GERMANY

Use the **WP 12-115 Quick** 4-1/2" Angle Grinder with Metabo 4-1/2" Flappers for optimum performance

SPEED-FLEX CERAMIC

NEW

Removal rate of a grinding wheel - Flexibility of a flap disc!

Aggressive like a grinding wheel with the flexibility and comfort of a flap disc. Improved surface quality results and blending. Extreme performance, fastest removal rate, lightweight, cool operation, reduced noise and dust during operation.

- Weld seam removal
- Mill-scale removal
- Beveling
- Hardened metals
- Stainless steel
- High tensile alloys
- Contaminant Free



AVAILABLE SIZES: 4-1/2", 5", 6", 7"



EXTREME DUTY

7/8"			5/8"-11 (hubbed)		
Type 29	Pack	Size (36 GRIT)	Type 29	Pack	Size (36 GRIT)
655833000	25	4 1/2" Speed-Flex 36 7/8 T29 Fiberglass	655834000	10	4 1/2" Speed-Flex 36 5/8-11 T29 Fiberglass
655837000	25	5" Speed-Flex 36 7/8 T29 Fiberglass			
655841000	25	6" Speed-Flex 36 7/8 T29 Fiberglass	655842000	10	6" Speed-Flex 36 5/8-11 T29 Fiberglass
655845000	25	7" Speed-Flex 36 7/8 T29 Fiberglass	655846000	10	7" Speed-Flex 36 5/8-11 T29 Fiberglass

WHAT MAKES UP THE SPEED-FLEX?

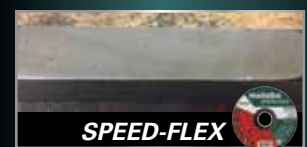


Disc label with all **product and safety information**

3 layers of fiberglass fabric for **more safety** during the grinding process

Resin fiber for **aggressive** material removal

SURFACE FINISH QUALITY





Resin Fiber Abrasives Discs - Closed Coat

Aluminum Oxide (A) - General purpose disc for grinding steel and other ferrous metals. Good cutting rate and excellent life.

Zirconia Alumina (ZA) - Very aggressive stock removal on steel, stainless steel and other metal applications, extremely long life, cooler grinding.


Ceramic Grain (CER) - Offers extremely high removal rates and extreme longevity, especially when grinding Stainless Steels, Titanium, Inconel and Alloy Steels.





	Disc Size	Aluminum Oxide		Zirconia Alumina		Ceramic Grain	
		Grit	Slotted Order #	Grit	Non-Slotted Order #	Grit	Slotted Order #
623283000 13,000 RPM	4-1/2 x 7/8	A16	624135000	ZA16			
	4-1/2 x 7/8	A24	624136000	ZA24	656350000		
	4-1/2 x 7/8	A36		ZA36	656351000	CER36	626151000
	4-1/2 x 7/8	A40	624137000	ZA40			
	4-1/2 x 7/8	A50	624144000	ZA50	656352000		
	4-1/2 x 7/8	A60	624138000	ZA60	656353000	CER60	626152000
	4-1/2 x 7/8	A80	624139000	ZA80	656354000	CER80	626153000
	4-1/2 x 7/8	A100	624140000	ZA100			
	4-1/2 x 7/8	A120	624141000	ZA120			
	4-1/2 x 7/8	A150	624142000	ZA150			
	4-1/2 x 7/8	A180	624143000	ZA180			
	623284000 12,000 RPM	5 x 7/8	A16	624223000	ZA16		
5 x 7/8		A24	624218000	ZA24	656355000	CER24	626154000
5 x 7/8		A36		ZA36	656356000	CER36	626155000
5 x 7/8		A40	624219000	ZA40			
5 x 7/8		A50	624217000	ZA50	656357000		
5 x 7/8		A60	624220000	ZA60	656358000	CER60	626156000
5 x 7/8		A80	624221000	ZA80	656359000	CER80	626157000
5 x 7/8		A100	624222000				
5 x 7/8		A120	624224000				
5 x 7/8		A150	624225000				
5 x 7/8		A180	624226000				
623281000 8,500 RPM		7 x 7/8	A24	624103000			
	7 x 7/8	A36		ZA36	656361000	CER36	626159000
	7 x 7/8	A40	624104000	ZA40			
	7 x 7/8	A50	624102000				
	7 x 7/8	A60	624105000	ZA60	656363000	CER60	626160000
	7 x 7/8	A80	624106000	ZA80	656364000	CER80	626161000
	7 x 7/8	A100	624107000				
623282000 6,600 RPM	9 x 7/8	A24	624227000				
	9 x 7/8	A36		ZA36	656366000		
	9 x 7/8	A40	624228000				

Note: All sold in packs of 25 and backing pads with M14 arbor available.


For Small Angle Grinders


	Steel Order#	Stainless Order#	Dia.	Trim Length	Thread	Wire	Max RPM	Use on
	655207000		2-3/4"	1"	5/8"-11	.012 crimped	14,000	4"-6" grinders
	623796000	623801000	2-3/4"	3/4"	M14-2.0	.014 knotted	12,500	4"-6" grinders
		623805000	2-3/4"	3/4"	5/8"-11	.014 knotted	12,500	4"-6" grinders
	623804000		2-3/4"	3/4"	5/8"-11	.020 knotted	12,500	4"-6" grinders
	655200000	655201000	2-3/4"	1"	5/8"-11	.020 knotted	14,000	4"-6" grinders
	655203000		3-1/2"	1-1/4"	5/8"-11	.014 crimped	12,000	4"-6" grinders
		655205000	3-1/2"	1-1/4"	5/8"-11	.014 knotted	12,000	4"-6" grinders
	655202000	655204000	3-1/2"	7/8"	5/8"-11	.023 knotted	13,000	4"-6" grinders

	Steel Order#	Stainless Order#	Dia. x Face	Trim Length	Thread	Wire	Max RPM	Use on
	655137000	655138000	4" x 3/16"	7/8"	5/8"-11	.020 knotted	20,000	4"-6" grinders
	655136000	655221000	4" x 3/8"	7/8"	5/8"-11	.020 knotted	20,000	4"-6" grinders
	655215000		4" x 1/2"	7/8"	5/8"-11	.014 knotted	20,000	4"-6" grinders
	655227000		4" x 1/2"	7/8"	5/8"-11	.014 crimped	14,000	4"-6" grinders
	655228005	655231005	4-1/2" x 3/16"	13/16"	5/8"-11	.020 knotted	12,500	4.5"-6" grinders
	655229005	655232005	5" x 3/16"	7/8"	5/8"-11	.020 knotted	12,500	5"-6" grinders
	655230005	655233005	5" x 1/2"	7/8"	5/8"-11	.023 knotted	12,500	5"-6" grinders

	Steel Order#	Stainless Order#	Dia. x Face	Trim Length	Thread	Wire	Max RPM	Use on
	655234000	655235000	4" x 3/8"	3/4"	5/8"-11	.020 knotted	12,500	4"-6" grinders

For Large Angle Grinders

	Steel Order#	Dia.	Trim Length	Thread	Wire	Max RPM	Use on
	655209000	4"	1-3/8"	5/8"-11	.014 crimped	9,000	7"-9" grinders
	623765000	4"	1-1/8"	5/8"-11	.023 knotted	9,000	7"-9" grinders
	655211000	6"	1-1/4"	5/8"-11	.014 crimped	6,600	7"-9" grinders
	655210000	6"	1-3/8"	5/8"-11	.023 knotted	6,600	7"-9" grinders

	Steel Order#	Stainless Order#	Dia. x Face	Trim Length	Thread	Wire	Max RPM	Use on
	655134000	655218000	6" x 5/16"	1-3/8"	5/8"-11	.023 knotted	9,000	7"-9" grinders
	655133000		6-7/8" x 3/16"	1-1/4"	5/8"-11	.020 knotted	9,000	7"-9" grinders





04



Metal Solutions

- **Advanced solutions for metalworking; weld preparation, edge work, finishing, sharpening, drilling**
- **Systems for increasing your productivity with highest quality and performance, for lowest cost of operation**

WELD PREP, EDGE PREP, BEVEL, CHAMFER AND RADIUS



Rotatable Battery Pack
- For working in confined spaces

Detachable Dust Filter
- Protects motor components from damage

Additional Cutting Guide
- For increased precision of straight edges and perfect beveled corners

Patented One-Touch Controller
- Tool free depth adjustment
- Unmatched precision
- Locked in depth settings



First cordless beveling tool for 45° chamfers up to 5/32" and radii 5/64" / 1/8"



LEARN MORE!

KFM 18 LTX 3 RF
(5/32" capacity at 45°)
(5/64", 1/8" radius)



COMPACT BEVELING TOOLS



Used for 45° chamfers to 5/32 depth and radii of 5/64" and 1/8"



Model	KFM 9-3 RF	KFM 18 LTX 3 RF
Order No.	601751750	601754750 (5.5 AH LiHD Kit) 601754840 (Bare)
No-Load RPM	4,500-11,500	7,000
Rated Input Power/battery pack	900W / 8.0A	18 V LiHD, 5.5 Ah
Max. chamfer height at 45°	5/32"	5/32"
Possible radii	5/64" and 1/8"	5/64" and 1/8"
Depth setting index	.004 increments	.004 increments
Type of edges	Chamfer and radius	Chamfer and radius
Cable length	13'	n/a

Includes:

Torx 15 driver, 1.5mm hex key, 2 ea. 45° bevel and 5/64" / 1/8" radius carbide inserts

COMPACT BEVELING TOOL ACCESSORIES



(DCMT II T 304)
P/N: 623560000 - 45°

Indexable Carbide Inserts

- Constructed of long life tungsten carbide
- Chamfer and radius versions
- Pack of 10



P/N: R2 (5/64"): 623561000
P/N: R3 (1/8"): 623562000



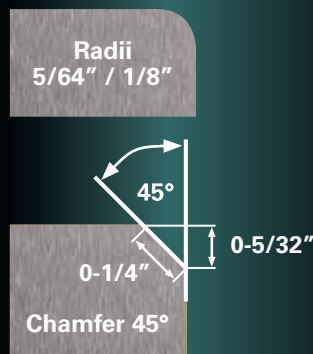
P/N: 623566000

Replacement Insert Screws

- Pack of 10

VARIOUS APPLICATION AREAS

Possible cutting shapes




Possible edges/contours for compact beveling tools

Chamfer or radius straight edges
Using cutting guide
(min. thickness: 23 gauge)




Inside/outside curves
Chamfer or radius with guide bearing
(min. thickness: 23 gauge)



Inside holes/curves
Chamfer or radius internal holes with guide bearing
(min. diameter 1/2")



HIGH SURFACE QUALITY = PRECISE WORK RESULTS



- Uniform surfaces for highest weld quality
- Edge breaking/deburring of sheet metal
- Perfect radii of edges for optimal paint/coating preparation

Optimal paint/powder coating preparation

Processing of edges:

- Perfectly rounded edges
- Uniform coating thickness
→ best protection from corrosion




Without edge processing:

- Increased risk of corrosion at corners



With angle grinder



BEVELING TOOLS

Patented One-Touch Controller
 - Tool free depth adjustment
 - Unmatched precision
 - Locked in depth settings

13A / 1500 Watt LongLife Motor
 - With integrated dust protection

Front Handle
 - Tool free adjustable front handle

Deadman Switch and Safety Brake




Bevel Angle Adjustment
 - Easy adjustment from 0° - 90°

Roller Guide
 - Increases precision for pipe beveling

Universal Cutter Head
 - No need for multiple heads/cutters

Large Guide Plates
 - Excellent control for beveling straight cuts and perfect beveled corners



KFMPB 15-10 F
 (3/8" capacity at 45°)

LEARN MORE!



BEVELING TOOLS FOR WELD SEAM PREPARATION



KFM 15-10 F

Used for bevel heights up to 3/8" at 45° for weld preparation



Paddle + Brake

KFMPB 15-10 F



Used for bevel heights up to 5/8" at 45° for weld preparation

Models	KFM 15-10 F	KFMPB 15-10 F	KFM 16-15 F
Order No.	601752620	601755620	601753620
No-Load RPM	7,800 - 12,200	12,500	12,000
Rated input power	1,500W /13A	1,500W /13A	1,550W / 14A
Maximum bevel height at 45°	3/8"	3/8"	5/8"
Depth setting index	.004 increments	.004 increments	.004 increments
Bevel angle setting	0 – 90 degrees	0 – 90 degrees	0 – 90 degrees
Cable length	13'	13'	13'
Tool weight (without power cable)	10.8 lbs./11.2 lbs.	10.8 lbs./11.2 lbs.	15.2 lbs.

Includes:

Torx 15 driver, 4mm hex key, 10mm wrench,
 3 SQ4 carbide inserts (623564000), roller guide for pipe

LARGE BEVELING TOOL ACCESSORIES

QUICK AND SAFE BEVELING = **MORE THAN 70% LABOR SAVINGS!**



5x more edges processed
in the same period of time


VS.

9" Angle Grinder



Infinitely adjustable guide plates quickly adjust, saving time and money

- One cutter head for all bevel angles 0 - 90 °
- No additional cutter heads required to achieve multiple angles
- Infinitely adjustable



PRECISE CHAMFER ANGLES = OPTIMUM WELDING CONDITIONS

More precise than an angle grinder

- Creates clean surfaces without burrs, oxidation or blue discoloration due to heat generation
- The large surface guide plates maintain uniform chamfer angles and depth



ACCESSORIES



P/N: 623564000
(For Steel)



P/N: 623565000
(For Stainless Steel)



P/N: 623559000
(For Aluminum, Plastic and Soft Metals)



P/N: 623566000

Indexable Carbide Inserts

- Longer life & fewer replacements are required
- Up to 600 linear feet using all 4 sides
- Pack of 10

Replacement Insert Screws

- Pack of 10

FINISHING AND POLISHING TOOLS



CORDED
5" Angle Grinder
 WEV 15-125 Quick INOX



Backing pad
not included

NEW

CORDED
Variable Speed High Torque
Dry Polisher
 PE 15-20 RT



NEW

CORDED
Variable Speed High Torque
Dry Polisher
 PE 15-30

Model	WEV 15-125 Quick INOX 600572420
Electronics	Vario-tacho-constamatic (VTC)
Electronic soft start feature	•
Electronic speed stabilization	•
Power interruption protection	•
Electronic winding temperature	•
Motor	LongLife
Quick wheel change system	•
Switch with lock on capability	•
Low profile aluminum die-cast gear housing	•
Variable speed dial	•
Burst-proof guard w/ 7 stops	•
Anti-vibration side handle	•
Metabo safety slip clutch	•
Auto-stop carbon brushes	•
Winding protection grid	•
Maximum torque	37.2 inch lbs.
Maximum wheel diameter	5"
No-load speed (RPM)	2,000-7,600
Amps	13.5
Rated input watts	1,550
Arbor size	7/8"
Spindle thread	5/8"-11
Carrying case	344454180 (optional)
Standard equipment:	MVT Vibratex side handle (314000970) Wheel guard (339203010) Inner flange (341031290) Locking nut (316031310) Locking nut (341101480) Spanner wrench (623934000)
Optional equipment:	Detachable dust filter (630719000)

Model	PE 15-20 RT 615200420	PE 15-30 615300420
Maximum pad diameter	7"	7"
Double insulated	•	•
Electronic features:		
Speed stabilization	Vario-tacho-constamatic (VTC)	
Power interruption protection	•	•
Overload protection	•	•
Soft start feature	•	•
Restart protection	•	•
Electronic winding temperature monitor with LED display	•	•
Winding protection grid	•	•
Planetary gearing	•	•
Variable speed controlled by adjusting dial	•	•
Auto-stop carbon brushes	•	•
No-load speed (RPM)	300-1,900 RPM	800-3,000 RPM
Amps	13	13
Rated input watts	1,500	1,550
Spindle thread	5/8"-11	5/8"-11
Carrying case		
Standard equipment:		
Side handle	314000540	
Loop handle		•
Optional equipment:		
5" soft backing pad	655141000	655141000
5" medium backing pad	655129000	655129000
5" hard backing pad	623298000	623298000
7" hard backing pad	655143000	655143000

See accessories page 97



GP 400
25,000 RPM
AC/DC Paddle Switch
Die Grinder



GE 710 Plus
10,000-30,500 RPM Die Grinder



GE 950 G Plus
2,500-8,700 RPM
High Torque Die Grinder



GPA 18 LTX
25,000 RPM
18V DC Paddle Switch Die Grinder



GEP 710 Plus
10,000-30,500 RPM
Paddle Switch Die Grinder



GE P950 G Plus
2,500-8,700 RPM Paddle Switch
High Torque Die Grinder



GE 710 Compact
13,000-34,000 RPM
Die Grinder



GA 18 LTX G
6,000 RPM High Torque
18V DC Die Grinder

Model	GP 400 600453420	GPA 18 LTX 600621860 Bare tool	GE 710 Compact 600615420	GE 710 Plus 600616420	GEP 710 Plus 600617420	GA 18 LTX G 600639860 Bare tool	GE 950 G Plus 600618420	GEP 950 G Plus 600627420
Switch Type	Non-locking paddle	Non-locking paddle	Slide locking	Slide locking	Non-locking paddle	Slide locking	Slide locking	Non-locking paddle
Spindle lock - single wrench system		•		•	•	•	•	•
Removable soft rubber grip	•	•		•	•		•	•
Extended spindle	•	•		•	•	•	•	•
High torque planetary gear reduction						•	•	•
Motor	Heavy Duty	Cordless	LongLife	LongLife	LongLife	Cordless	LongLife	LongLife
AC/DC Capability	AC/DC	18V DC	AC	AC	AC	18V DC	AC	AC
Electronics								
- Variable speed control			VC	VC	VC		VC	VC
- Electronic overload protection		•	•	•	•	•	•	•
- Power interruption protection		•	•	•	•	•	•	•
- Electronic safety stop		•	•	•	•	•	•	•
No-load speed (RPM)	25,000	25,000	13,000-34,000	10,000-30,500	10,000-30,500	6,000	2,500-8,700	2,500-8,700
Amps	3.5		6.4	6.4	6.4		8.5	8.5
Rated input watts	400		710	710	710		950	950
Collet bore	1/4"	1/4"	1/4"	1/4"	1/4"	1/4"	1/4"	1/4"
Standard equipment:								
Collet wrench 19mm	344163990	344161400	344161400	344161400	344161400	344161400	344161400	344161400
1/4" collet	631949000	631949000	630821000	630821000	630821000	630821000	630821000	630821000
Spindle wrench 13mm	344164000		344164000					
Side handle						314001030	314001030	314001030
Soft rubber grip	344099150	344099150		344099150	344099150		344099150	344099150
Optional equipment:								
1/8" collet	631948000	631948000	631948000	631948000	631948000		631948000	631948000
Side handle	631052000	631052000	631052000	631052000	631052000			

Non-woven



Standard

Interleaved

Flap Wheels 1/4" Shank Mounted Style for Die Grinders

- Standard - Aluminum oxide on resin fiber backing provides excellent stock removal on contoured steel shapes and in confined areas.

Order#	Size	Spec.	Application	Max. RPM	Pcs/Pkg
655368000	1 x 1	A 60	Steel / Stainless Steel	30,000	10
655369000	1 x 1	A 80	Steel / Stainless Steel	30,000	10
655370000	1 x 1	A 120	Steel / Stainless Steel	30,000	10
655371000	1-1/2 x 1	A 60	Steel / Stainless Steel	25,000	10
655372000	1-1/2 x 1	A 80	Steel / Stainless Steel	25,000	10
655373000	1-1/2 x 1	A 120	Steel / Stainless Steel	25,000	10
655374000	2 x 1	A 60	Steel / Stainless Steel	25,000	10
655375000	2 x 1	A 80	Steel / Stainless Steel	25,000	10
655376000	2 x 1	A 120	Steel / Stainless Steel	25,000	10
655377000	3 x 1	A 60	Steel / Stainless Steel	20,000	10
655378000	3 x 1	A 80	Steel / Stainless Steel	20,000	10
655379000	3 x 1	A 120	Steel / Stainless Steel	20,000	10

- Interleaved - Aluminum oxide flaps are interleaved with strips of non-woven abrasive material to provide a brushed satin finish.

Order#	Size	Spec.	Application	Max. RPM	Pcs/Pkg
655390000	3 x 1	A 80	Steel / Stainless Steel	18,000	5
655391000	3 x 1	A 120	Steel / Stainless Steel	18,000	5
655392000	3 x 1	A 180	Steel / Stainless Steel	18,000	5
655393000	3 x 2	A 80	Steel / Stainless Steel	6,000	5
655394000	3 x 2	A 120	Steel / Stainless Steel	6,000	5

- Non-Woven - Aluminum oxide is bonded to a non-woven fabric to provide an excellent wheel for general deburring and contour surface finishing.

Order#	Size	Spec.	Application	Max. RPM	Pcs/Pkg
655380000	2-3/8 x 1	Fine	Stainless Steel	10,000	5
655381000	2-3/8 x 1	Medium	Stainless Steel	10,000	5
655382000	2-3/8 x 2	Fine	Stainless Steel	8,000	5
655383000	2-3/8 x 2	Medium	Stainless Steel	8,000	5
655384000	3 x 1	Fine	Stainless Steel	8,000	5
655385000	3 x 1	Medium	Stainless Steel	8,000	5
655386000	3 x 2	Fine	Stainless Steel	6,000	5
655387000	3 x 2	Medium	Stainless Steel	6,000	5

DIE GRINDER ACCESSORIES



627354000 Bench Mount Stand For working with the flex shaft 627107000 Clamp For attaching 627354000 to work bench



655168000 Combo mandrel to mount slicers on die grinders (1/4" shank) 1/4" or 3/8" arbor



628329000 Cage Mount System. For use with all Metabo Die Grinders.



655170000 Die Grinder Cut-off Wheel Guard. For use on GE710, GEP710, GE950, GEP950 & GP400) 655169000 Die Grinder Cut-off Wheel Guard. For use on GE700 and GE900 Plus die grinder. Always comply with OSHA/ANSI B7.1



630980420 Flex Shaft

- 4 ft. long, heavy-duty rubber covered flex shaft for use with both die grinder or router motor
- Ball bearing construction
- 1/4" collet for 1/4" shank mounted bits
- Speed range 10,000 to 30,500 RPM (Not for use on tools running less than 10,000 RPM)
- 1/4" Replacement Collet 630978000

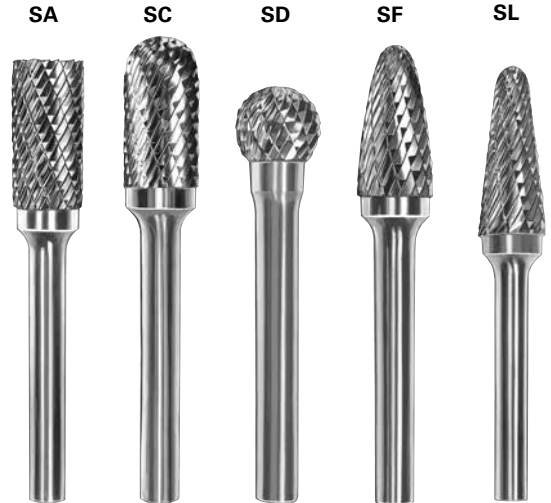
Double Cut Carbide Burs For Drills, Hammer Drills and Die Grinders





- Double cut solid carbide burs are designed to remove metal faster with more control, smaller chips and provides a smoother finish. Each of these double cut burs is individually packaged in a plastic tube.

Order#	Cutting Dia.	Cutter Length	Shank Dia.	Spec.	Application	Pcs/ Pkg
656750000	1/4"	5/8"	1/4"	SA-1	Steel / Stainless Steel	1
656751000	3/8"	3/4"	1/4"	SA-3	Steel / Stainless Steel	1
656752000	1/4"	5/8"	1/4"	SC-1	Steel / Stainless Steel	1
656753000	3/8"	3/4"	1/4"	SC-3	Steel / Stainless Steel	1
656754000	1/2"	1"	1/4"	SC-5	Steel / Stainless Steel	1
656755000	1/2"	7/16"	1/4"	SD-5	Steel / Stainless Steel	1
656756000	1/4"	3/4"	1/4"	SF-1	Steel / Stainless Steel	1
656757000	3/8"	3/4"	1/4"	SF-3	Steel / Stainless Steel	1
656758000	1/2"	1"	1/4"	SF-5	Steel / Stainless Steel	1
656759000	3/8"	1-1/16"	1/4"	SL-3	Steel / Stainless Steel	1


Note: Other sizes and shapes are available upon request.



Wire End Brushes 1/4" Stem For Drills, Hammer Drills and 316064350s


	Steel Order#	Stainless Order#	Dia.	Trim Length	Stem	Wire	Max RPM	Pkg.	Pcs/ Pkg
 <p>crimped</p>	655212000	655219000	1"	1-1/8"	1/4"	.020 crimped	22,000	Carded	1
 <p>knotted</p>	655213000		1"	3/4"	1/4"	.020 knotted	22,000	Carded	1

Crimped Wheels 1/4" Stem For Drills and Hammer Drills

	Steel Order#	Stainless Order#	Dia.	Trim Length	Stem	Wire	Max RPM	Pkg.	Pcs/ Pkg
	655214000	655222000	3"	1"	1/4"	.014 crimped	20,000	Carded	1

STAINLESS STEEL FINISHING

Metabo Pyramid: The perfect abrasive!
Finest finish. Fastest finish.



Unique structured abrasive delivers consistent finishes with higher cut rates while remaining cool under pressure. Suited for finishing mild steels, stainless steels, nickel alloys, titanium, aluminum and non-ferrous metals.

Higher cut rates even with the finer grit sizes allows for reduction in steps to reach the final finish. Result, lower overall cost.



Preparation for Polishing; Metabo INOX 5" grinders, 5" 'cling fit' Pyramid sanding discs in grit range from A160 (120 grit) to A30 (600 grit) with 5" backing pad 623298000.



The Pipe and Tube sanders for a uniform even finish on hand rails using Pyramid sanding belts from A160 (120 grit) to A6 (2000 grit).

(tool does not include roller guide)



Preparation for mirror polishing: Metabo Burnishers with expansion roller, and Pyramid sanding belts from A160 (120 grit) to A6 (2000 grit).



CORDED
Burnisher
SE 17-200 RT



CORDLESS
18V Burnisher
S 18 LTX 115

Model	SE 17-200 RT 602259620
Double insulated	•
Electronics	Vario-tacho-constamatic (VTC)
Motor	LongLife
Toolless wheel change system	•
Spindle lock	•
Winding protection grid	•
High performance planetary gears	•
Variable speed controlled by adjusting dial	•
Auto-stop carbon brushes	•
Maximum torque	151 inch lbs.
No-load speed (RPM)	800-3,000
Amps	14.5
Rated input watts	1,700
Spindle thread	5/8"-11
Arbor Size	3/4" keyed
Carrying case	344453120 (standard)
Standard equipment:	Case (344453120) 1 - Allen key (344161300) 1 - Expansion roll for grinding and polishing sleeves (623470000) 3 - P80 Sanding belt (623474000) 1 - P80 Flap wheel (623479000) 1 - 4" x 4" P180 interleaved (623485000) 1 - 4" x 4" P280 non-woven nylon wheel (623514000) 1 - Set of spacer rings (623511000) 1 - 3/4" Arbor complete (316052560)
Optional equipment:	2" Spindle (626413000)

Model Bare Tool:	S 18 LTX 115 600154850
Electronic clutch	•
Electronic overload protection	•
Switch with lock on capability*	•
Power interruption protection	•
Electronic soft start	•
Spindle lock	•
Rotatable battery pack	•
Detachable dust filter	•
Spindle thread	M14
Arbor size	3/4" keyed
Max diameter of accessories	8"
Max width of accessories	4"
No-load speed (RPM)	3,000
Standard equipment:	M14 Arbor Complete (316052550) Dust filter (343398890) 19 mm wrench (344161300) Allen key (344161300)



Burnisher Accessories

See burnisher accessories page 98



Model	RBE 15-180 602243620
Electronics	Vario-tacho-constamatic (VTC)
LongLife motor	•
Switch with lock on capability	•
Power interruption protection	•
Spindle lock	•
Low profile aluminum die-cast gear housing	•
Variable speed dial	•
Ergonomic side handle	•
Electronic winding temperature monitor with LED display	•
Auto-stop carbon brushes	•
Winding protection grid	•
Electronic soft start feature	•
Electronic speed stabilization	•
Maximum pipe / tube dia.	7"
Dimensions of grinding belt	1-1/2" x 30"
Wrap angle (maximum)	270°
No-load speed	1,650-5,512 ft./min
Amps	13.5
Rated input watts	1,550
Carrying case	344453970 (standard)
Standard equipment:	Side handle (316046590)
	10 (pcs) Zirconia alumina sanding belts P80 (626306000)
	2 (pcs) Pyramid sanding belts P280/A65 (626312000) P400/A45 (626313000) P600/A30 (626314000) P1200/A16 (626315000)
	3 (pcs) Non-woven medium (626320000)

Model Bare Tool:	RB 18 LTX 60 600192850
Electronic clutch	•
Electronic overload protection	•
Switch with lock on capability*	•
Power interruption protection	•
Electronic soft start	•
Spindle lock	•
Rotatable battery pack	•
Detachable dust filter	•
Wheel/belt size	1-3/16 x 21
No-load speed (SFM)	1, 812
Standard equipment:	Dust filter (343398890)
	Hex key (344161510)



See pipe tube sander accessories page 101



CORDED
Fillet Weld Grinder/Finisher
 KNSE 9-150



CORDLESS
18V Fillet Weld Grinder/Finisher
 KNS 18 LTX 150

Model	KNSE 9-150 602265620
Electronics	Vario-tacho-constamatic (VTC)
Motor	LongLife
Switch with lock on capability	•
Power interruption protection	•
Spindle lock	•
Low profile aluminum die-cast gear housing	•
Variable speed dial	•
Adjustable guard	•
Ergonomic side handle	•
Electronic winding temperature monitor with LED display	•
Auto-stop carbon brushes	•
Winding protection grid	•
Electronic soft start feature	•
Electronic speed stabilization	•
No-load speed (RPM)	900-3,800
Amps	8.5
Rated input watts	950
Wheel size / arbor	6" x 1"
Spindle thread	M14
Carrying case	344453990 (standard)
Standard equipment:	Side handle (316046590) Wheel guard (339203590) Flange set (316047400) Hex wrench (344161510) Spanner wrench (623934000) 1 (pc) Fleece compact disc (6" x 1/4" x 1", medium) (626402000) (6" x 1/4" x 1", very fine) (626401000) (6" x 1/8" x 1", medium) (626400000)

Model	KNS 18 LTX 150 600191850
Bare Tool:	
Electronic clutch	•
Electronic overload protection	•
Switch with lock on capability*	•
Power interruption protection	•
Electronic soft start	•
Spindle lock	•
Rotatable battery pack	•
Detachable dust filter	•
Spindle thread	M14
Arbor size	1"
Wheel/belt size	6" dia.
Max diameter of accessories	6"
No-load speed (RPM)	3,800
Standard equipment:	Dust filter (343398890) Flange set (316047400) Hex wrench (344161510) Spanner wrench (623934000) Side handle (316046590)



See fillet weld grinder / finisher accessories page 102




**CORDED
Band File
BFE 9-20**



**CORDLESS
18V Band File
BF 18 LTX 90**

Model	BFE 9-20 602244620
Electronics	Vario-constamatic (VC)
Motor	LongLife
Quick belt change system	•
Switch with lock on capability	•
Spindle lock	•
Low profile aluminum die-cast gear housing	•
Ergonomic side handle	•
Metabo safety slip clutch	•
Auto-stop carbon brushes	•
Winding protection grid	•
Sanding belt size	1/4", 1/2", 3/4" x 18"
No-load speed (SFM)	2,087-3,937
Amps	8.5
Rated input watts	950
Useful length of grinding belt arm	3-1/2"
Carrying case	344453980 (standard)
Standard equipment:	Side handle (316046590)
	10 (pcs) Zirconia alumina sanding belts 1/4" x 18" P60 (626345000) P120 (626347000) 3/4" x 18" P60 (626353000) P120 (626355000)
	2 (pcs) 1/4" x 18" medium non-woven (626384000)
	Grinding arm - for belt widths of 1/4" and 1/2" (626379000) 3/4" (626382000)
Optional equipment:	(See page 103)

Model Bare Tool:	BF 18 LTX 90 600321850
Electronic clutch	•
Electronic overload protection	•
Switch with lock on capability*	•
Power interruption protection	•
Electronic soft start	•
Spindle lock	•
Rotatable battery pack	•
Detachable dust filter	•
Wheel/belt size	1/4", 3/8", 1/2" x 18"
No-load speed (SFM)	1,576
Standard equipment:	Dust filter (343398890)
	Side handle (316046590)
	Grinding arm - for belt widths of 1/4" and 1/2" (626379000)
Optional equipment:	(See page 103)



Band File Accessories

See band file accessories page 103

Inox Angle Grinder Accessories

Special non-woven - VKS (with bore)



- Made from pressed fleece material on glass fiber supporting plate
- Reduces the number of working stages required. For cleaning and polishing surfaces, for smoothing weld seams
- For steel, stainless, alloy and high-alloy steels, colored and light metals, chrome and nickel steels, titanium, steels

Diameter inches	Grit	Pcs/Pkg	Order #
5" x 7/8"	Very fine	1	626368000
5" x 7/8"	Very fine	5	626417000

Combi Flap disc (KLS)



- Made from high-quality pink aluminum oxide fabric in combination with high-quality nonwoven nylon abrasive
- For removal of rough material to fine polish in a single process. Very even grinding results with good material removal
- For processing weld seams on flat or rounded surfaces. For removing minor scratches and damage to the work piece
- Suitable for grinding, cleaning and finishing work on stainless steel, steel, color and light metals, titanium alloys

Diameter inches	Grit	Pcs/Pkg	Order #
5" x 7/8"	Coarse	1	626369000
5" x 7/8"	Coarse	5	626415000
5" x 7/8"	Medium	1	626370000
5" x 7/8"	Medium	5	626416000

"Pyramid" cling-fit sanding discs



- 3-dimensional structure of the grinding media (pyramid-shaped)
- High volume output with very even and fine sanding results at the same time. Long service life. Faster progress when compared to traditional sanding media, due to the reduced number of working stages
- For removing scratches, mill skin on stainless steel. Preparation for polishing
- Suitable for use on all metals; especially for stainless steels, titanium, cobalt, nickel, chrome alloys

Diameter inches	Grit	Pcs/Pkg	Order #
5"	P 120 (A 160)	5	626371000
5"	P 280 (A 65)	5	626372000
5"	P 400 (A 45)	5	626373000
5"	P 600 (A 30)	5	626374000
5"	P 1200 (A 16)	5	626403000
5"	P 2000 (A 6)	5	626404000

Special non-woven disc - VKS cling-fit



- Made of compacted fleece material hook and loop backing
- Reduces the number of working stages required. For cleaning and polishing surfaces, for smoothing weld seams
- For steel, stainless, alloy and high-alloy steels, color and light metals, chrome and nickel steels, titanium, steels

Diameter inches	Grit	Pcs/Pkg	Order #
5"	Very fine	1	626375000

Stripping wheels



- For the removal of light rust, paint / varnish on metal, cleaning weld seams / steel / copper / aluminum / brass, sanding steel and texturing wood
- Maximum working speed: 63 m/s
- Recommended speeds at Ø 115 mm: 2,900 /min, Ø 125 mm: 2,700 /min

Diameter inches	Grit	Pcs/Pkg	Order #
4.5" x 7/8"	Medium	1	624346000
5" x 7/8"	Medium	1	624347000

Cling-fit backing pad



- 5" x 5/8-11

Order #
623298000

Micro fiber cloth



- 3 micro-fiber cloths
- For cleaning and evenly distributing protective spray and polishes
- For removing paste residue using talcum powder
- Suitable for all metals and hard plastics

Order #
626398000

Burnisher Accessories

Expansion roller



- For using sanding belts and abrasive sleeves. The belts / abrasive sleeves are pushed over the roller and clamped securely by centrifugal force. Aggressive metal removal.

Diameter inches	Order #
4" x 4"	623470000

Pneumatic sanding drum



- For using sanding belts and abrasives sleeves. The sanding belts / abrasive sleeves are pushed over the drum and clamped securely by pneumatic force. Fine metal finishing.

Diameter inches	Order #
4" x 4"	623542000

Sanding belts



- Material: zirconia alumina
- Suitable for all metals and stainless steel
- For removing scratches and smoothing weld seams

Diameter inches	Grit	Pcs/Pkg	Order #
4" x 4"	P 40	10	623512000
4" x 4"	P 60	10	623473000
4" x 4"	P 80	10	623474000
4" x 4"	P 120	10	623475000
4" x 4"	P 220	10	623476000

Felt Flap Rolls



- Patented flap design made with 70% wool felt material. Designed to be used in combination with a rouge or compound that can produce a mirror surface finish. The flap construction increases flexibility and runs cooler, for overall better performance.

(Medium version: Flaps are slit lengthwise to create a mop effect. This increases the flexibility of the material for polishing irregular or contoured surfaces.)

Diameter inches	Version	Pcs/Pkg	Order #
4-1/4" x 4" x 5/8-11	Medium	1	656790000
4-1/4" x 4" x 5/8-11	Fine	1	656791000

Non-woven sinus wheel



- For transition-free matt and satin-finishes on stainless steel surfaces and non-ferrous metals
- For removing minor scratches and for cleaning surfaces
- Elastic nylon fleece containing grit with a corrugated arrangement on the core
- Maximum speed: 5,900 /min; recommended speed: 3,000 /min

Diameter inches	Grit	Order #
4" x 4"	P 180	623567000


Nylon non-woven abrasive sleeves



- For removing scratches and oxide layers, tarnishing, graining, deburring and fine grinding

Diameter inches	Version	Pcs/Pkg	Order #
4" x 4"	Coarse (brown)	2	623519000
4" x 4"	Medium (maroon)	2	623495000
4" x 4"	Fine (blue)	2	623496000

"Pyramid" sanding belts



- For all metal uses, suited for processing steel/stainless steel and aluminum
- 3-dimensional structure of the grinding media (pyramid-shaped). High removal of material with an even and fine grinding finish
- Quick progress; considerably reduces working stages compared to traditional grinding methods

Diameter inches	Grit	Pcs/Pkg	Order #
4" x 4"	P 120 (A 160)	5	626405000
4" x 4"	P 280 (A 65)	5	626406000
4" x 4"	P 400 (A 45)	5	626407000
4" x 4"	P 600 (A 30)	5	626408000
4" x 4"	P 1200 (A 16)	5	626409000
4" x 4"	P 2000 (A 6)	5	626410000

Flap wheels



- For removing rust, oxide layers, scratches
- For texturing and graining metal

Diameter inches	Grit	Pcs/Pkg	Order #
4" x 4"	P 40	1	623477000
4" x 4"	P 60	1	623513000
4" x 4"	P 80	1	623479000
4" x 4"	P 120	1	623480000
4" x 4"	P 180	1	623481000
4" x 4"	P 240	1	623482000

Interleaved wheels



- Pink aluminum oxide sanding flaps combined with grain-coated non-woven nylon
- For tarnishing, graining and removing scratches on metal

Diameter inches	Grit	Pcs/Pkg	Order #
4" x 4"	P 60	1	623483000
4" x 4"	P 80	1	623484000
4" x 4"	P 180	1	623485000
4" x 2"	P 60	1	623526000
4" x 2"	P 80	1	623527000
4" x 2"	P 180	1	623528000

Burnisher Accessories

Non-woven nylon abrasive wheels



- Elastic grain-coated nylon web for shadow-free tarnishing, graining and polishing of stainless steel and non-ferrous metals

Diameter inches	Grit	Pcs/Pkg	Order #
4" x 4"	P 60	1	623486000
4" x 4"	P 80	1	623487000
4" x 4"	P 180	1	623488000
4" x 4"	P 280	1	623514000
4" x 4"	P 400	1	623468000
4" x 4"	P 600	1	623469000
4" x 4"	P 900	1	623494000
4" x 2"	P 60	1	623515000
4" x 2"	P 80	1	623516000
4" x 2"	P 180	1	623517000

Hard stripping wheel



- For cleaning and descaling weld seams
- Removing rust, oxide layers and paint
- Strong longitudinal grinding of stainless steel

Dimensions inches	Grit	Pcs/Pkg	Order #
4" x 4"	P 46	1	623525000

Rubberized abrasive wheels



- Rubberized silicone carbide abrasive grain coating
- For removing small scratches. For bright shining, decorative longitudinal grinding of stainless steel and non-ferrous metals

Diameter inches	Grit	Pcs/Pkg	Order #
4" x 4"	P 60	1	623510000
4" x 4"	P 180	1	623499000

Cotton web polishing rings



- For pre-polishing non-ferrous steel in conjunction with the brown polishing paste 623522000
- Size: 4" x 3/8"
- Type: hard
- Pcs/Pkg: 8

Order # 623508000



- For high-gloss polishing of all metals in conjunction with the blue polishing paste 623524000
- Size: 4" x 3/8"
- Type: soft
- Pcs/Pkg: 8

Order # 623509000

Sisal polishing rings



- For pre-polishing steel and stainless steel in conjunction with the white polishing paste 623520000
- Size: 4" x 1/2"
- Type: impregnated
- Pcs/Pkg : 5

Order # 623507000

Polishing paste, white



- For pre-polishing and polishing steel and stainless steel in conjunction with sisal polishing rings, for example, 623507000

Order # 623520000

Polishing paste, brown



- For pre-polishing and polishing non-ferrous metals in conjunction with cotton web polishing rings, for example, 623508000

623522000

Polishing paste, blue



- For high-gloss polishing of all metals in conjunction with cotton web polishing rings, for example, 623509000

623524000

Steel-wire wheel brushes



- Ideal for removing rust, deburring and cleaning metal

Diameter inches	Width inches	Wire thickness	Order #
4"	2-3/4"	.010 mm	623501000

Stainless steel-wire wheel brushes



- With stainless wire. For cleaning weld seams, deburring, removing rust, roughening

Diameter inches	Width inches	Wire thickness	Order #
4"	2-3/4"	.008 mm	623503000

Plastic wheel brushes




- Elastic, grain-coated wheel brush for roughening and deburring metal

Diameter inches	Width inches	Order #
4"	2-3/4"	623505000

Burnisher Accessories


3 spacer rings



- For width compensation when using grinding rollers, brushes, polishing rings

Order #
623511000


Sanding belt driver



- With smooth surface for non-slip work with grinding belts, nylon web and felt band
- Size: 3-3/8" x 2-3/4"

Order #
623529000


Guard/Spindle Accessory



- 2" Guard/Spindle accessory

Order #
626413000


Sanding belts



- Pink aluminum oxide
- For sanding/grinding, descaling, derusting and smoothing of pipe and tube
- Use in combination with the sanding belt roll 623529000
- Can be resealed with adhesive tape 623530000

Length inches	Width inches	Grit	Pcs/Pkg	Order #
23-5/8"	1-3/16"	P 40	10	623532000
23-5/8"	1-3/16"	P 60	10	623533000
23-5/8"	1-3/16"	P 120	10	623534000
23-5/8"	1-3/16"	P 240	10	623535000


Adhesive tape



- For re-closing the sanding belts

Order #
623530000


Non-woven nylon web bands



- For fine grinding or polishing, also on "closed" pipe constructions
- Recloseable by "buttonhole closure"
- Use in combination with the sanding belt roll 623529000

Length inches	Width inches	Grit	Pcs/Pkg	Order #
26"	1-3/16"	coarse (brown)	3	623536000
26"	1-3/16"	medium (maroon)	3	623537000
26"	1-3/16"	fine (blue)	3	623538000
26"	1-3/16"	super fine (grey)	3	623539000


Felt band



- For polishing work, also on "closed" pipe constructions
- Can be used on both sides
- Recloseable by "buttonhole closure"
- Use in combination with the sanding belt roll 623529000

Order #
623541000

Stainless steel adhesive tape



- 1-9/16" W x 8' 4" L x .20 Thick, self-adhesive

Order #
626376000

Pipe / Tube Belt Sander Accessories

Aluminum oxide sanding belts



- Suitable for use throughout the metal industry
- Grinding material with sturdy cotton base
- Good cutting output with good tool life
- Even grinding results

RBE15-180 (Belt Size: 1-1/2" x 30)			RB18 LTX 60 (Belt Size: 1-3/16" x 21")
Grit	Order #	Pcs/Pkg	Order #
P 120	626300000	10	626279000
P 180	626301000	10	626280000
P 240	626302000	10	626281000
P 320	626303000	10	626282000
P 400	626304000	10	626283000

Zirconia alumina sanding belts



- For all metal uses, particularly suited to the processing of stainless steel
- Grinding material with cotton backing
- Fast cutting with good life
- For rough finishing and deburring of steel and stainless steel

RBE15-180 (Belt Size: 1-1/2" x 30)			RB18 LTX 60 (Belt Size: 1-3/16" x 21")
Grit	Order #	Pcs/Pkg	Order #
P 60	626305000	10	626284000
P 80	626306000	10	626285000
P 120	626307000	10	626286000

Ceramic grain sanding belts



- For all metal uses, particularly suited to the processing of stainless steel
- Fast cutting with extremely long life thanks to the self-sharpening ceramic grain
- For rough finishing and deburring of steel and stainless steel

RBE15-180 (Belt Size: 1-1/2" x 30)			RB18 LTX 60 (Belt Size: 1-3/16" x 21")
Grit	Order #	Pcs/Pkg	Order #
P 60	626308000	10	626287000
P 80	626309000	10	626288000
P 120	626310000	10	626289000

"Pyramid" sanding belts



- For all metal uses, particularly suited to the processing of stainless steel
- 3-dimensional structure of the grinding media (pyramid-shaped). High removal of material with a very even and fine grinding result for the entire lifetime of the product
- Fastest finish; considerably reduces working time compared to traditional grinding methods

RBE15-180 (Belt Size: 1-1/2" x 30)			RB18 LTX 60 (Belt Size: 1-3/16" x 21")
Grit	Order #	Pcs/Pkg	Order #
P 120 (A 160)	626311000	5	626290000
P 280 (A 65)	626312000	5	626291000
P 400 (A 45)	626313000	5	626292000
P 600 (A 30)	626314000	5	626293000
P 1200 (A 16)	626315000	5	626294000
P 2000 (A6)	626316000	5	626295000

Non-woven nylon web belts



- For grinding, cleaning and finishing work
For removing scratches, color runs and oxide layers
- For preparing, pre-grinding and polishing weld seams

RBE15-180 (Belt Size: 1-1/2" x 30)			RB18 LTX 60 (Belt Size: 1-3/16" x 21")
Grit	Order #	Pcs/Pkg	Order #
Coarse (brown)	626319000	3	626296000
Medium (maroon)	626320000	3	626297000
Very fine (blue)	626322000	3	626298000

Felt belt



- For polishing stainless steel and non-ferrous metals, always in conjunction with a polishing paste

RBE15-180 (Belt Size: 1-1/2" x 30)			RB18 LTX 60 (Belt Size: 1-3/16" x 21")
Grit	Order #	Pcs/Pkg	Order #
Soft	626323000	1	626299000

Polishing paste, white



- For pre-polishing and polishing steel and stainless steel in conjunction with sisal polishing rings, for example, 623507000

Order #
623520000

Polishing paste, brown



- For pre-polishing and polishing non-ferrous metals in conjunction with cotton web polishing rings, for example, 623508000

623522000

Polishing paste, blue



- For high-gloss polishing of all metals in conjunction with cotton web polishing rings, for example, 623509000

623524000

Micro fiber cloth



- 3 micro-fiber cloths
- For cleaning and evenly distributing protective media and polishes, for removing pastes and cream residue
- Suitable for all metals and hard plastics

Order #
626398000

Fillet Weld Grinder Accessories

Compressed non-woven nylon discs - VKS



- Made of compressed nylon on a fiberglass disc
- For cleaning and polishing surfaces, for smoothing weld seams; reduces the number of working stages required
- For alloy and high-alloy steels, colored and light metals, chrome and nickle steels, titanium, stainless steels

Dimensions inches	Grit	Pcs/Pkg	Order #
6" x 1/8" x 1"	Medium	1	626400000
6" x 1/4" x 1"	Very fine	1	626401000
6" x 1/4" x 1"	Medium	1	626402000

Felt disc



- For polishing stainless steel and non-ferrous metals, always in conjunction with a polishing paste

Dimensions inches	Grit	Pcs/Pkg	Order #
6" x 3/16" x 1"	Soft	1	626395000

Profiling file



- For profiling of the fleece compact disc - VKS
- Incl. 2 sanding paper strips P24

Order #
626396000

Micro-fiber cloth



- 3 micro-fiber cloths
- For cleaning and evenly distributing protective media and polishes, for removing pastes and cream residue
- Suitable for all metals and hard plastics

Order #
626398000

Polisher Accessories




Hook and loop backing pads



- Hook & loop-faced, for attaching polishing and sanding accessories

Diameter inches	Pcs/Pkg	Order no.
5" Soft backing pad	1	655141000
5" Medium backing pad	1	655129000
5" Hard backing pad	1	623298000
7" Hard backing pad	1	655143000

5" Hook and loop backed accessories

Diameter inches	Description	Pcs/Pkg	Order no.
 5"	Cling-fit intermediate disc for uneven surfaces	1	631216000
 5"	Polishing sponge	1	631222000
 5"	Lambs wool buff	1	631223000

Band File Accessories

Aluminum oxide sanding belts



- Suitable for use on metals or wood
- Good removal rate with good belt life
- Consistent results

Grit	Pcs/Pkg	Order no. 1/4 x 18	Order no. 1/2 x 18	Order no. 3/4 x 18
P 40	10	626326000	626332000	626338000
P 60	10	626327000	626333000	626339000
P 80	10	626328000	626334000	626340000
P 120	10	626329000	626335000	626341000
P 240	10		626337000	

Zirconia alumina sanding belts



- For all metal uses, particularly suited to the processing of steel/stainless steel
- Excellent removal rate and long belt life
- For rough finishing and deburring

Grit	Pcs/Pkg	Order no. 1/4 x 18	Order no. 1/2 x 18	Order no. 3/4 x 18
P 40	10	626344000	626348000	626352000
P 60	10	626345000	626349000	626353000
P 80	10	626346000	626350000	626354000
P 120	10	626347000	626351000	626355000

Ceramic grain sanding belts



- For all metal uses, particularly suited to the processing of steel/stainless steel
- Extremely high removal rate with excellent belt life due to self sharpening ceramic grains
- For rough and medium finishing and deburring

Grit	Pcs/Pkg	Order no. 1/4 x 18	Order no. 1/2 x 18	Order no. 3/4 x 18
P 40	10	626356000	626360000	626364000
P 60	10	626357000	626361000	626365000
P 80	10	626358000	626362000	626366000
P 120	10	626359000	626363000	626367000

Non-woven nylon web bands



- For grinding, cleaning and finishing work
- For removing scratches, color runs and oxide layers
- For preparing, pre-grinding and polishing weld seams

Grit	Pcs/Pkg	Order no. 1/4 x 18	Order no. 1/2 x 18	Order no. 3/4 x 18
Coarse (brown)	5	626383000	626387000	626391000
Medium (maroon)	5	626384000	626388000	626392000
Very fine (blue)	5	626386000	626390000	626394000

Sanding belt arms



- Suitable for sanding belts 1/4 x 18 in. and 1/2 x 18 in.
- For sanding narrow areas, weld seams, deburring edges
- Work on flat or curved surfaces

Order #
626379000




- Suitable for sanding belts 1/4 x 18 in.
- For sanding narrow areas, edges, deburring pipe and tube
- Work on flat surfaces

626380000



- Suitable for sanding belts 1/2 x 18 in.
- For sanding edges, deburring pipes, sanding welds
- Work on flat surfaces

626381000



- Suitable for sanding belts 3/4 x 18 in.
- For grinding edges and surfaces
- Work on flat surfaces

626382000

Micro-fiber cloth



- 3 micro-fiber cloths
- For cleaning and evenly distributing protective media and polishes
- For removing pastes and cream residue
- Suitable for all metals and hard plastics

Order #
626398000

BENCH GRINDERS



DS 150
6" Bench Grinder



DS 175
7" Bench Grinder



DS 200
8" Bench Grinder



DSD 250
10" Bench Grinder

Model	DS 150 619150420	DS 175 619175420	DS 200 619200420	DSD 250 619250420
Magnetic switch with Restart protection		•	•	•
Toolless stamped steel tool rest	•	•	•	•
Steel guard, quick opening	•			
Steel guard with dust collection port		•	•	•
Maintenance free induction motor	•	•	•	•
Large toolless adjustable spark guards	•	•	•	•
Vibration absorbing rubber mounts	•	•	•	•
Maximum torque	18 inch lbs.	18 inch lbs.	21 inch lbs.	53 inch lbs.
Motor power	120V, 60 Hz, single phase	120V, 60 Hz, single phase	120V, 60 Hz, single phase	120V, 60 Hz, single phase
No-load speed (RPM)	3,570	3,570	3,570	1,780
Amps	3.8	3.7	4.8	7.5
Rated input watts	450	500	600	900
Arbor size	1/2"	1"	1-1/4"	1-1/4"
Tool weight	22 lbs.	32 lbs.	36 lbs.	74 lbs.
Shipping weight	24 lbs.	36.5 lbs.	41 lbs.	80 lbs.
Length	13.5"	16"	17.3"	20.8"
Standard equipment:	Hex wrench	Hex wrench	Hex wrench	Hex wrench
	36 Grit wheel (6"x3/4"x1/2")	36 Grit wheel (7" x 1" x 1")	36 Grit wheel (8" x 1"x 1-1/4")	36 Grit wheel (10" x 1-1/2" x 1-1/4")
	60 Grit wheel (6"x3/4"x1/2")	60 Grit wheel (7" x 1" x 1")	60 Grit wheel (8" x 1"x 1-1/4")	60 Grit wheel (10" x 1-1/2" x 1-1/4")

BENCH GRINDER ACCESSORIES


Floor Stand
with storage slots and water cup.

Order #
623867000



Wall Mount Bracket
Suitable for 7" or 8" bench grinders.

Order #
623862000



Type 1 Vitrified Wheels for Bench Grinders



Order #	Size	Spec.	Max. RPM	Pcs/Pk
---------	------	-------	----------	--------



- Aluminum Oxide - Excellent general purpose wheel for routine use on bench grinders. Performs very well for every day general shop use on various steels.

655401000	6 x 3/4 x 1	A 36	4,140	1
655402000	6 x 3/4 x 1	A 60	4,140	1
655403000	6 x 3/4 x 1	A 80	4,140	1
655405000	6 x 1 x 1	A 24	4,140	1
655406000	6 x 1 x 1	A 36	4,140	1
655407000	6 x 1 x 1	A 60	4,140	1
655408000	6 x 1 x 1	A 80	4,140	1
655410000	7 x 1 x 1	A 24	3,600	1
655411000	7 x 1 x 1	A 36	3,600	1
655412000	7 x 1 x 1	A 60	3,600	1
655413000	7 x 1 x 1	A 80	3,600	1
655414000	8 x 1 x 1-1/4	A 24	3,600	1
655415000	8 x 1 x 1-1/4	A 36	3,600	1
655416000	8 x 1 x 1-1/4	A 60	3,600	1
655417000	8 x 1 x 1-1/4	A 80	3,600	1
655419000	10 x 1 x 1-1/4	A 24	2,485	1
655420000	10 x 1 x 1-1/4	A 36	2,485	1
655421000	10 x 1 x 1-1/4	A 60	2,485	1
655423000	10 x 1-1/2 x 1-1/4	A 36	2,485	1
655424000	10 x 1-1/2 x 1-1/4	A 60	2,485	1

Bushing Selector

	Wheel Dia.	Arbor Hole	Bushing Size				
			1/2"	5/8"	3/4"	1"	1-1/4"
Vitrified bench grinding wheels come with nested bushings. Check the chart at right for bushing sizes.	6"	1"	■	■	■		
	7"	1"		■	■		
	8"	1-1/4"		■	■	■	
	10"	1-1/4"			■	■	
Replacement bushings for bench wheels	#655167000	1-1/2"	■	■	■	■	■

Type 1 Vitrified Wheels for Bench Grinders




Order #	Size	Spec.	Max. RPM	Pcs/Pk
---------	------	-------	----------	--------



- Green Silicon Carbide - Very sharp cool cutting wheel. Excellent for sharpening carbide tipped bits as well as working with non-ferrous materials such as aluminum, glass, ceramic and cast irons.

655431000	6 x 3/4 x 1	C 60	4,140	1
655432000	6 x 3/4 x 1	C 80	4,140	1
655433000	6 x 3/4 x 1	C 120	4,140	1
655434000	6 x 1 x 1	C 60	4,140	1
655435000	6 x 1 x 1	C 80	4,140	1
655436000	6 x 1 x 1	C 120	4,140	1
655438000	7 x 1 x 1	C 80	3,600	1
655439000	7 x 1 x 1	C 120	3,600	1
655440000	8 x 1 x 1-1/4	C 60	3,600	1
655441000	8 x 1 x 1-1/4	C 80	3,600	1
655442000	8 x 1 x 1-1/4	C 120	3,600	1

Wire Wheels for Bench Grinders

Steel Order#	Dia. x Face	Trim Length	Arbor	Wire	Max RPM	Pkg.	Pcs/Pkg
	655216000	6" x 3/4"	1-1/4"	1/2"-5/8"	.014 crimped	6,000	Boxed 1
	655217000	8" x 3/4"	2-1/8"	5/8"	.014 crimped	6,000	Boxed 1



Quick release adjustable vise adds versatility.

CS 23-355
14" Chop Saw

Model	CS 23-355 602335420
Lock-off button for safety	•
Spindle lock for convenient wheel changes	•
Pivoting wheel guard	•
All ball bearing construction for long life	•
Auto-stop carbon brushes (externally accessible)	•
Durable steel base	•
Maximum vise open	9 3/8"
Maximum cutting capacity	
- bar	2 1/2"
- pipe	5"
- section steel	4 1/2" x 5 1/8"
No-load speed (RPM)	4,100
Amps	15
Rated input watts	2,300
Arbor size	1"
Vise angle (adjustable)	0°-45°
Tool weight	38 lbs.
Shipping weight	43 lbs.
Standard equipment:	344163520 wrench

Type 1 Cutting Wheels for Chop Saws

Order #	Size	Max. RPM	Pcs/Pkg	Formula	Wheel
616340000	14 X 3/32 X 1	4,300	10	A24M	Original
655236000	14 X 3/32 X 1 Internal Reinforced	4,300	10	A30P	Original
616215000	16 X 3/32 X 1	3,820	10	A24M	Original
616337420	12 X 3/32 X 1	5,100	10	A30R	Original Long Life
616146000	14 X 3/32 X 1	4,300	10	A30S	Original Long Life
616338000	14 X 3/32 X 1	4,300	10	A30R	Original Long Life
616327000	14 X 7/64 X 1	4,300	10	A30R	Original Long Life





See cordless drills page 22



BEV 1300-2
1/2" 2-Speed Drill



BE 75-16
1/2" Triple Gear Reduction
Drill High Torque

Model	BEV 1300-2 600574420	BE 75-16 600580420
Electronics	Vario-tacho-constamatic	Variospeed
Aluminum die-cast gear housing	•	•
Gear-box	2-speed	Triple gear reduction
High torque, e.g. for use with auger bits up to 2" in dia.		•
Rubber coated comfort grip	•	•
Safety non-slip side handle	•	•
Reversing switch	•	•
Chuck	1/2" Geared (635250000)	1/2" Geared (635250000)
Metabo mechanical slip clutch	•	•
Swivel cord connection	•	
Auto-stop carbon brushes	•	•
Winding protection grid	•	•
Extra long, safety non-slip side handle	•	•
Switch locking catch, equally accessible to right & left hand		•
Overload protection	•	
Power interruption protection	•	
Maximum tightening torque	390 inch lbs.	664 inch lbs.
Capacity		
- in mild steel	5/8"	5/8"
- in softwood	1 9/16"	2"
No-load speed (RPM)	0-1,100/0-3,100	0-650
Amps	9.6	6.7
Rated input watts	1,100	750
Chuck capacity	1/2"	1/2"
Standard equipment:	Chuck key (635167000)	Chuck key (635167000)
	Side handle (314001030)	Side handle (314001030)
	1/2 geared chuck (63525000)	1/2 geared chuck (63525000)

DRILL PRESSES



**CORDED
MAG 32**
1-1/4" Electromagnetic Drill Press



**CORDED
MAG 50**
2" Electromagnetic Drill Press

Model	MAG 32 600635620	MAG 50 600636620
Vario tacho constamatic (VTC) electronics		•
LongLife motor	•	•
Aluminum die-cast gear housing	•	•
2-speed gear-box		•
LED Light illuminates drilling path	•	•
Variable speed dial		•
Reversing switch (for tapping)		•
Electronic overload protection		•
Power interruption protection		•
Integrated coolant container	•	•
Maximum torque	443 inch lbs.	797 inch lbs. / 443 inch lbs.
Capacity		
- in mild steel w/ annual cutters	1-1/4"	2"
- in mild steel w/ solid bits	1/2"	13/16"
Maximum drilling depth	2"	2"
Thread cutting	n/a	5/8" Max.
No-load speed (RPM)	700	100-250/200-450
Amps	9	11.9
Rated input watts	1,000	1,200
Bit retention	Weldon 3/4"	Morse taper MT2, Weldon 3/4"
Dimensions of magnetic base	3-9/16" x 7-1/2"	3-9/16" x 7-1/2"
Stroke	6-5/16"	6-5/16"
Height at highest position	19"	24"
Height at lowest position	13.3"	18"
Tool weight	22.5 lbs.	28 lbs
Shipping weight	30.5 lbs.	36 lbs.
Carrying case	344453960 (standard)	344453960 (standard)
Standard equipment:	Safety strap (341148140)	Safety strap (341148140)
	Allen wrench (344163630)	Allen wrench (344163620)
	Weldon 3/4" chuck	MT2 drift key (642395000)
	Centering pin 3" (626608000)	Weldon 3/4" industrial tool holder (316046240)
		Centering pin 3" (626608000)
		Centering pin 4" (626609000)
Optional equipment:		
Universal cutting spray	(626606000)	(626606000)
Weldon 3/4" to 1/2" chuck adaptor	(626611000)	(626611000)
Adaptor for weldon to FEIN quick IN	(626600000)	(626600000)
	Centering pin 3" (626608000)	Quick change weldon 3/4" tool holder (626604000)



DRILL ACCESSORIES



600890000 Drill Stand
Adjustable depth guide.
Tool clamp dia.: 43 mm
Stroke: 2 9/16"
Distance - center to column: 6 1/2"
Base dimensions: 8 5/8" x 8 3/8"




627256000 X3 Attachment
Multiplies torque by 3 times for tasks that demand more power. Fits the BS18 LTX BL Quick, BE1100 or BE75-16 with chucks removed.




626611000 Weldon 3/4" to 1/2-20 Chuck Adaptor
Allows use of any chuck with 1/2-20 mounting threads.



626600000 Adaptor for Weldon to FEIN Quick IN



626608000 Centering pin 3"
626609000 Centering pin 4"



626604000 Quick change Weldon 3/4" tool holder
Toolless cutter change.



**OSHA
COMPLIANT**

See page 120-121 for vacuum and accessories



05



Concrete & Masonry Solutions

- Full range of OSHA Compliant* dustless solutions (tools, vacuum and shrouds)
- Specially designed systems to outperform the applications
- Powerful, light weight tools
- High torque for demanding applications
- Wide ranges of available accessories
- Ergonomically designed

*CFR 1926.1153 for respirable crystalline silica

METABO COMPLIANT SYSTEMS



THE HEART OF THE DUSTLESS SYSTEM
157 CFM, NO SUCTION LOSS WHEN IN SELF CLEANING MODE

Power dial: Adjust to provide tool with proper power/amp supply

Durable wheels: Large rear wheels. Front wheels swivel and can lock for ease of use

Magnetic cleaning process: Vacuum maintains suction while cleaning



MADE IN GERMANY

Mode selection dial

Tool outlet: The vacuum starts and stops automatically when the tool is turned on/off

Flip door release

WET / DRY Capable

Hose locking system: The vacuum can be pulled across the job site

9 GALLON CAPACITY

157 CFM AIRFLOW

ACCESSORIES



Fleece Pre-filter Bags (5)
630343000



PE Collection Bags (5)
630325000



Paper Filter Bags (5)
631935000



1-1/2" x 13' Anti-static Suction Hose
631370000



Standard Polyester Filter Set (2)
631934000



HEPA filter set (2)
630326000

TABLE 1 COMPLIANT

RENOVATION GRINDERS



5" Handheld Scarifier
RFEV 19-125 RT



5" Variable Speed Concrete Grinder
RSEV 19-125 RT



5" Concrete Grinder
WE 15-125 HD GED



AUTO CLEAN VACUUM



ASR 35 ACP HEPA Auto Clean Vacuum
602057800

TABLE 1 COMPLIANT

CUTTING / SCORING



5" Masonry Cutting/Scoring Tool with Guide Rollers
W 12-125 HD CED Plus



Tuck Point Grinder Kit
W 12-125 HD Tuck Point Kit



Wall Chaser
MFE 40



FOR OSHA CFR 1926.1153

TABLE 1 COMPLIANT
GRINDING / CUTTING / SCORING

ANGLE GRINDERS



Electronic Variable Speed
4 1/2" / 5" Angle Grinder
WEV 10-125



Electronic Variable Speed
4 1/2" / 5" Angle Grinder
WEV 15-125 Quick



Electronic 5" Angle Grinder with
Non-locking Paddle Switch, Brake,
Auto-balance and Drop Secure
WEPBA 17-125 Quick RT DS



Electronic 5" Angle Grinder with
Non-locking Paddle Switch, Brake,
Auto-balance and Drop Secure
WEPBA 17-125 Quick DS



Electronic Variable Speed
6" Angle Grinder
WEV 15-150 HT



Electronic Variable Speed
4 1/2" / 5" Angle Grinder
WEV 15-125 HT

SHROUDS



GED Grinding
Shroud
626732000

OR



OR



CED 125 Plus Anti-Static Cutting
Shroud with rolling guides
626731000

OR



Dustless Tuckpoint Guard
Fits all professional angle grinders
628216000

AUTO-CLEAN VACUUM



ASR 35 ACP HEPA
Auto-Clean HEPA Vacuum
602057800



ROTARY HAMMERS



1" SDS-Plus Hammer
KHE D-26



1 1/4" 36V SDS-Plus Hammer
KHA 36 LTX



1 9/16" SDS-Max Hammer
KH 5-40



1 9/16" SDS-Max Hammer
KHEV 5-40 BL



1 3/4" SDS-Max Comb. Hammer
KHEV 8-45 BL



2 1/16" SDS-Max Demolition /
Chipping Hammer
KHEV 11-52 BL

EXTRACTORS

Dual suction chamber collects
dust while allowing full suction
to adhere to walls or ceilings.



630829000
9/16" Dust extraction accessory
Dustless drilling up to 9/16" dia.
Model: DDE 14



631343000
2-3/4" Dust extraction accessory
Dustless drilling up to 2-3/4" dia.
Model: DDE 72



623271000
Dust extractor for drilling
and chiseling
Model: ESA Max



ASR 35 ACP HEPA
Auto-Clean HEPA Vacuum
602057800

TABLE 1 COMPLIANT
DRILLING SOLUTIONS

OBJECTIVE
DATA



Ask for objective data

1" SDS-Plus Combination 18V Hammer with
integrated dust extraction

KHA 18 LTX BL 24 + ISA 18 LTX

1,200 RPM

4,500 BPM

CONCRETE GRINDERS



RFEV 19-125 RT
5" Variable Speed Concrete Scarifier



RSEV 19-125 RT
5" Variable Speed Concrete Renovation Grinder



WE 15-125 HD GED
5" Concrete Grinder



Model w/Concrete Diamond Cup Wheel*	RFEV 19-125 RT	RSEV 19-125 RT US603825751	WE 15-125 HD GED 600465620 (KIT)
Tool Only	603826760	603825750	
Wheel diameter	5"	5"	5"
Motor	LongLife high torque		
Switch with lock-on capability	•	•	•
Electronics:	Vario-tacho-constamatic (VTC)	Vario-tacho-constamatic (VTC)	Tacho-constamatic (TC)
Power interruption protection	•	•	•
Electronic soft start	•	•	•
Electronic overload protection	•	•	•
Metabo safety slip clutch		•	•
Floating brush ring	•	•	
Aluminum die-cast "Turbo" dustless guard	•	•	
Near wall access	•	•	•
Heavy Duty aluminum die-cast flange	•	•	•
5 Position ergonomic, adjustable loop handle	•	•	
Anti-vibration side handle			•
No-load speed (RPM)	750-3,100 RPM	3,200-8,200	9,600
Amps	15.0	15.0	13.5
Rated input watts	1,900	1,900	1,550
Arbor size		7/8"	7/8"
Spindle thread	M14	5/8"-11	5/8"-11
Carrying case (standard)	344455160	344455160	344455290
Standard equipment:			
Vacuum adaptor	630796000	630796000	
5 Position adjustable loop handle	343399690	343399690	
MVT Vibratex side handle			314000970
Additional brush ring	628215000	628214000	626733000
Scarifier head pointed stars	628218000		
Inner flange		341031290	341031290
Locking nut		341101480	341101480
Offset spanner wrench	623910000	623910000	623910000
5" Concrete diamond cup wheel		628205000	628209000
Shroud		316051710	626732000
Optional equipment:	Scarifier head, offset stars (628219000)	Diamond cup whl for hard concrete (628205000)	
		Diamond cup whl for green concrete, abrasive materials (628206000)	
		PCD diamond cup wheel (628208000)	

CONCRETE ACCESSORIES



628206000
Diamond cup wheel for green concrete



628208000
PCD wheel (protective concrete coatings) for epoxies and sealants



628205000
Universal diamond cup wheel for concrete



628209000
For hard materials



628218000
Milling head, pointed complete
628219000
Milling head, offset complete



628270000
10 Milling stars, pointed
628271000
10 Milling stars, offset

CONCRETE GRINDER AND SURFACE PREP KITS

MADE IN GERMANY

Excellent Ergonomics:
Adjustable D-Handle for
perfect control

Shroud and gear flange made from
die cast aluminum: Extended service
life, tough and lightweight

Powerful 15A Long Life Motor:
Soft start, overload protection,
restart protection

VTC Full Wave Electronics:
• Work at customized speeds to
suit the application material
• Speeds remain almost constant,
even under load

Advanced Ergonomics:
Rat Tail with lock on
switch for extended work
with reduced fatigue

Finish flush to the wall
Spring mounted brush ring
Excellent handling on rough
surfaces, longer brush life

Tool free depth control



LEARN MORE!

RFEV 19-125 RT
5" Variable Speed Scarifier



**OSHA
COMPLIANT**

with ASR 35 ACP
(Ask for objective data)



5" Surface Prep Kit
WEV 15-125 HT with Dust Control Shroud

7" Surface Prep Kit
W 24-230 MVT with Dust Control Shroud

Model Kit:	WEV 15-125 with Dust Control Shroud US600562800	W 24-230 MVT with Dust Control Shroud US606467800 USCA606467800
Motor	LongLife	LongLife
Switch w/ lock on capability	•	•
Side handle	Vibration dampened	Anti-vibration
Auto-stop carbon brushes	•	•
Winding protection grid	•	•
Electronics features:		
Speed stabilization	VTC	
Power interruption protection	•	
Soft start feature	•	
Overload protection w/ LED	•	
Maximum wheel diameter	4 1/2" - 5"	7"
No-load speed (RPM)	2,800-9,600	6,600
Amps	13.5	15
Rated input watts	1,550	2,400
Standard equipment:		
Side Handle	316046590	314000960
Type 27 wheel guard	339204500	339203260
Loop handle		US630342000
Handle bolt (2 req.)		141110390
Convertible shroud	655153000	655154000
Vacuum adaptor	630316000	630316000
Universal wheel mounting kit for non threaded wheels		US90357031

W 12-125 HD Tuck Point Kit

Tuck Point Kit



S-Automatic Safety Clutch

Increased safety, predictable handling
Clutch helps to protect operator from kick back

Great line of sight so you can see your motor joint

Side of guard opens for tuck-pointing 90 degree corners

LongLife Motor with Winding Protection Grid

For quicker material removal and longer service life

Rear Air Intake


Maximizes flow of cooling air, for increased protection from overheating and overload

Tuck Point Guard

Dust extraction guard for quick removal of mortar joints

MVT Vibratex Handle

Reduces vibration by up to 60% compared to other handles. The risk of "White Finger Syndrome" caused by vibration exposure over the workers' lifespan is reduced considerably!



Model
Kit: Tool, Shroud,
2 Diamond Wheels

W 12-125 HD Tuck Point Kit
600408690

Tool Only:

600408420

Maximum wheel diameter	5"
Motor	LongLife high torque
Switch with lock-on capability	•
Metabo safety slip clutch	•
Maximum Torque	30.1 inch lbs.
Low profile aluminum die-cast gear housing	•
Rotatable gear housing	•
Auto-stop carbon brushes	•
Winding protection grid	•
No-load speed (RPM)	9,600
Amps	10.5
Rated input watts	1,250
Arbor size	7/8"
Spindle thread	5/8"-11
Dust Extraction port	2-1/4"
Standard equipment:	
2" to 2 1/4" Vacuum adaptor	316054000
Dustless tuck point guard	628216000
5" Turbo Sandwich Diamond Blade	624304000
Offset spanner wrench	623934000
MVT Vibratex side handle	314000970
Inner flange	341031290
Locking nut	341101480
1-1/4" Hose adapter	630316000

See page 120-121 for vacuum and accessories

MASONRY CUTTING AND WALL CHASER



W 12-125 HD CED Plus
5" Masonry Cutting/
Scoring Tool with
Guide Rollers



T 24-230 MVT CED
9" Masonry Cutting Tool

NEW



MFE 40
Wall Chaser

NEW

Model	W 12-125 HD CED Plus 600408680	T 24-230 MVT CED 600435620
Kit: Tool, Shroud, 1 Diamond Wheel		
Tool Only:	600408420	
Maximum wheel diameter	5"	9"
Maximum cutting depth		
without base plate	1-1/16"	2-3/8"
with base plate	1"	
with guide rail	25/32"	
Base plate size	6-11/16" x 11-1/8"	
Motor	LongLife high torque	LongLife high torque
Switch with lock-on capability	•	•
Metabo slip clutch	•	
Winding protection grid	•	•
Maximum torque	30.1 inch lbs.	
Low profile aluminum die-cast gear housing	•	•
Rotatable gear housing	•	•
Auto-stop carbon brushes	•	•
Plunge function	•	•
Removable base plate	•	
Toolless adjustable cutting depth	•	•
Steel base plate		
Steel base plate w/ guide rollers	•	
Ability to use with guide rail	•	
Aluminum die-cast flange	•	
No-load speed (RPM)	9,600	6,600
Amps	10.5	15.0
Rated input watts	1,250	2,400
Arbor size	7/8"	5/8"-11
Spindle thread	5/8"-11	5/8"-11
Dust extraction port	35mm (1-3/8")	35mm (1-3/8")
Standard equipment:		
Shroud	626731000	626752000
Concrete diamond cutting wheel	628112000 (5")	628116000 (9")
Spanner wrench	623934000	623934000
Inner flange	341031290	
Locking nut with spacer	316060150	
Anti-vibration side handle	314000970	

Model	MFE 40 604040620
Wall Chaser:	
Maximum wheel diameter	5"
Motor	LongLife high torque
Switch with lock-on capability	•
Power interruption protection	•
Electronic soft start	•
Electronic overload protection	•
Metabo slip clutch	•
Winding Protection Grid	•
Adjustable Handle	•
Maximum Torque	54 In/lbs.
No-load speed (RPM)	5,000
Amps	15.0
Rated input watts	1,700
Arbor size	7/8"
Spindle thread	M14
Width of cut	3/8", 5/8", 7/8", 1-1/8"
Adjustable depth of cut	3/8" to 1-9/16"
Tool weight (including diamond wheel)	10.1 lbs.
Carrying case (standard)	344455860
Standard equipment:	
5" Concrete diamond cutting wheel (2)	628157000
Offset spanner wrench	623934000
Spacer set	341032380
Clamping nut	341212450
Inner flange	341212440
Chisel	344147650

Guide Rails for W 12-125 HD CED Plus


FS 80 #629010000
FS 160 #629011000



Diamond Channeling Wheels for MFE 40

Cuts 3/4" channel in one pass
#628298000

Cuts 1-3/16" channel in one pass
#628299000



See all guide rail accessories page 35

POLISHERS



Backing pad not included

NEW

CORDED
Variable Speed High Torque
Dry Polisher
 PE 15-20 RT



NEW

CORDED
Variable Speed High Torque
Dry Polisher
 PE 15-30



PWE 11-100
Variable Speed High
Torque Wet Polisher

Model	PE 15-20 RT 615200420	PE 15-30 615300420
Maximum pad diameter	7"	7"
Double insulated	•	•
Electronic features:		
Speed stabilization	Vario-tacho-constamatic (VTC)	
Power interruption protection	•	•
Overload protection	•	•
Soft start feature	•	•
Restart protection	•	•
Electronic winding temperature monitor with LED display	•	•
Winding protection grid	•	•
Planetary gearing	•	•
Variable speed controlled by adjusting dial	•	•
Auto-stop carbon brushes	•	•
No-load speed (RPM)	300-1,900 RPM	800-3,000 RPM
Amps	13	13
Rated input watts	1,500	1,550
Spindle thread	5/8"-11	5/8"-11
Carrying case		
Standard equipment:		
Side handle	314000540	
Loop handle		•
Optional equipment:		
5" soft backing pad	655141000	655141000
5" medium backing pad	655129000	655129000
5" hard backing pad	623298000	623298000
7" hard backing pad	655143000	655143000

Model	PWE 11-100 602050420
Vario tacho constamatic (VTC) electronics	•
Low profile aluminum die-cast gear housing	•
Housing cover to protect surfaces	•
Splash proof ventilation slots	•
Water supply through spindle	•
Motor	LongLife
Standard 1/2" quick connect	•
Ergonomic adjustable D-handle	•
Electronic winding temperature monitor with LED display	•
GFCI included for electrical safety	•
Auto-stop carbon brushes	•
Electronic soft start feature	•
Electronic speed stabilization	•
Maximum torque	34 inch lbs.
Backing pad size	4"-5"
No Load speed (RPM)	1,700-5,400
Amps	9.6
Rated input watts	1,100
Spindle thread	5/8"-11
Standard equipment:	Loop handle (343399690)
Optional equipment:	Tool Bag (638530000)



Backing pad not included on above tools

4 1/2" VARIABLE SPEED ANGLE GRINDERS



WEV 10-125
Electronic Variable Speed
4 1/2" / 5" Angle Grinder



WEV 15-125 HT
Electronic Variable Speed
4 1/2" / 5" Angle Grinder



WEV 1500-125 RT
5" Variable Speed Angle
Grinder



WEV 15-125 Quick
Electronic Variable Speed
4 1/2" / 5" Angle Grinder



WEV 15-150 HT
Electronic Variable Speed
6" Angle Grinder

Model	WEV 10-125 600388420	WEV 15-125 Quick 600468420	WEV 15-125 HT 600562420	WEV 1500-125 RT 601243420	WEV 15-150 HT 600563420
Maximum wheel diameter	4 1/2" - 5"	4 1/2" - 5"	4 1/2" - 5"	4 1/2" - 5"	6"
Amps	9.5	13.5	13.5	13.2	13.5
Rated input watts	1,000	1,550	1,550	1,500	1,550
No-load speed (RPM)	2,800-10,500	2,800-11,000	2,800-9,600	3,500-11,000	2,000-7,600
Switch Type	Lock-on slide	Lock-on slide	Lock-on slide	Locking trigger	Lock-on slide
Motor	LongLife	LongLife	LongLife	Heavy Duty	LongLife
Metabo safety slip clutch	•	•	•	•	•
Quick wheel change system		•			
Electronics features:					
Speed stabilization	VC	VTC	VTC	VTC	VTC
Power interruption protection		•	•		•
Soft start feature	•	•	•	•	•
Overload protection w/ LED		•	•	•	•
Rotatable gear housing	•	•	•		•
Burst-proof guard w/ 7 stops	•	•	•	•	•
Vibration dampened side handle	•		•		•
Side handle		Anti-vibration		Ergonomic	
Auto-stop carbon brushes	•	•	•	•	•
Winding protection grid	•	•	•		•
Standard equipment:					
Type 27 wheel guard	339204500	339204500	339204500	339203970	339204510
Side handle	316046590	314000970	316046590	316046590	316046590
Inner flange	341031290	341031290	341031290	341031290	341031290
Locking nut	341101480	316055450	341101480	341101480	341101480
Spanner wrench	623934000		623934000	623934000	623934000
Optional equipment:					
Type 1 cutting guard (steel)	US339203040	US339203040	US339203040		US339203050
Quick-clip on type 1 cutting guard	630352000	630352000	630352000	630352000	630353000
Dust filter		630709000	630709000		630709000

WILL NEVER LOSE SUCTION WHILE CLEANING!

RATED #1



Auto Clean Wet/Dry Vacuum

ASR 35 ACP
#602057800 HEPA

9 GALLON CAPACITY **1400** WATTS / **11** AMPS **157** CFM AIRFLOW

Cordless Dry 74 CFM HEPA Vacuum

AS 18 PC HEPA
#602021860 (BARE) **NEW**

Model
Auto Clean HEPA Vacuum:

ASR 35 ACP
602057800

Automatic electromagnetic vibration filter cleaning	•
Stable design	•
Extra large rear wheels	•
Integrated power outlet with autostart	•
Power control	•
7 sec. run on prevents hose clogs	•
Airflow, CFM	157
Max. vacuum pressure mBar	248
Filter surface inches ² total	1333
Rated input watts/amps	1400/11
Container capacity	9 gallons
Tool weight	33.1 lbs.
Standard:	
Suction hose 1-1/2" x 11.5 ft	631362000
PE collection bag	630325000
HEPA Filter Set (washable)	630326000
Optional:	
Transport handle	630311000
Vacuum wand	630317000
Crevice tool	630323000
Floor tool	630321000 or 630329900
PVC Filter Set (washable)	631934000
Adaptor for hose to 2-1/4" inlet	630316000
Paper dust bag 5pk	631935000
Fleece pre-filter bag 5pk	630343000



Model
Bare Tool:

AS 18 PC HEPA
602021860

Press clean: manual filter cleaning uses powerful air stream	•
Dual power setting: Eco-mode for extended run time. Boost for powerful suction	•
Non-slip rubber base	•
Metaloc box, designed for stacking	•
Capacity display	•
Run time (with 8.0 Ah)	20 min / 40 min (ECO)
Airflow, CFM	74
Max. vacuum pressure mBar	120
Container capacity (dry pick-up)	2 gallons
Standard:	
Fleece bag	630173000
Suction Hose	630171000
Additional brush ring	628215000
Floor nozzle	630320000
Crevice tool	630323000
Optional:	
5 Fleece Filter Bags	630173000
Portable base w/locking casters	630174000
HEPA Filter	630175000

SHROUDS

Dustless Convertible Shroud for concrete surface prep

655154000

7": For all current large professional angle grinders

655153000

5": For all current small professional angle grinders



626732000
GED Grinding Shroud



626731000
CED 125 Plus Anti-Static Shroud with rolling guides



628216000
Dustless Tuckpoint Guard
Fits all professional angle grinders



626752000
CED 230
9" Dustless concrete cutting shroud fits Metabo 9" large grinders

BAGS AND FILTERS



631934000
Standard Polyester Filter Set (2)

630326000
HEPA filter set (2)



630175000
HEPA Filter for AS 18 PC HEPA cordless vacuum



630173000
Fleece Bag for Cordless HEPA vacuum, AS 18 PC HEPA



630343000
Fleece Pre-filter Bags (5)



630325000
PE Collection Bag



631935000
Paper Filter Bags (5)

DUST CONTROL ACCESSORIES



630829000 9/16" Dust extraction accessory
Dustless drilling up to 9/16" dia. (model DDE 14)



631343000 2-3/4" Dust extraction accessory
Dustless drilling up to 2-3/4" dia. (model DDE 72)



623271000
Dust extractor for drilling and chiseling (model ESA Max)

HOSES



631362000
1-1/2" x 11.5' Standard Hose included with ASR 35 ACP. Durable, crush proof, high quality



631370000
1-1/2" x 13' Anti-static Suction Hose. Durable, crush proof, high quality



630171000
1-1/8" x 10' Hose for AS 18 PC HEPA cordless vacuum



630312000
2'-1/4" x 10' Hose for Large Machine applications, fits with 655154000, 655155000 Shrouds



631751000
6' x 1 1/2" diameter and 2 1/4" vacuum connection for use with Sander


ADAPTORS



630798000
Standard swivel rubber adaptor 35mm



630796000
Hose adaptor for RSEV 19-125 RT, RFEV 19-125 RT, W 12-125 HD CED Plus, WE 15-125 HD GED



630898000
Bayonet Connector replaces tapered fitting on 1 1/2" hose for a positive connection to tools extraction port for use with sanders



630316000
Extraction Adaptor 35/58mm

ATTACHMENTS



630317000
Wand



630321000
Nozzle Set (3 piece)



630245000
Upholstery Brush



630314000
Plastic Suction Pipes 35mm



630329000
Plastic Floor Nozzle



630244000
Universal Brush



631363000
Metal Suction Pipes 35mm



631940000
Metal Nozzle



630320000
Suction Nozzle 35mm X 120mm wide



630324000
Rubber Nozzle



630323000
Crevice (Grout) tool

1" SDS-Plus Combination Hammer

KHE D-26
#601109420



Extremely fast drilling for anchoring

Heavy Duty aluminum gear box with high efficiency hammer mechanism

Integrated tool hook for safety

Multiple soft grip surfaces make this our most comfortable rotary hammer yet!

1" 18V SDS-Plus Combination Hammer with Integrated Dust Collection

KHA 18 LTX BL 24 Quick + ISA 18 LTX
#600211950 (w/Dust Extraction) 5.2 Ah Kit
#600211900 (w/Dust Extraction) No batts.
#600211850 Tool Only



Vibration dampening side-handle

Heavy Duty aluminum gear box with high efficiency hammer mechanism

Integrated dust collector

Brushless motor
Longest life and runtime

HEPA Filter



Ask for objective data



NEW



KHA 18 LTX BL 24 + ISA 18 LTX
1" 18V SDS-Plus Combination Hammer
with Integrated Dust Collection



KHE D-26
1" SDS-Plus Combination
Hammer



KHE 3250
1 1/4" SDS-Plus
Combination Hammer w/Rotostop



KHA 36 LTX
1 1/4" 36V SDS-Plus
Combination Hammer

Model	KHA 18 LTX BL 24 + ISA 18 LTX (18V) 600211950 (+ Dust Extraction) 5.2 Ah Kit KHA 18 LTX BL 24 + ISA 18 LTX (18V) (+ Dust Extraction) 600211900 No batts. 600211850 Hammer Only	KHE D-26 601109420	KHE 3250 600637420	KHA 36 LTX (36V) 600795520 5.2 Ah Kit 600795840 Tool Only KHA 36-18 LTX 32 (2x 18V) 600796840 Tool Only
Single blow energy (EPTA)	2.2 J	2.3 J	3.1 J	3.1 J
Electronics	Vario-speed	Vario-speed	Vario-speed	Vario-speed
Motor	Brushless 18V	Heavy Duty	Long Life	Cordless 36V
Max tightening torque (inch lbs.)	133			142
Quick Chuck system	•			•
Rotation stop for chiseling operations	•	•	•	•
Percussion stop for drilling only	•	•	•	•
Aluminum die-cast gear housing	•	•	•	•
Reversing switch	•	•	•	•
Metabo safety slip clutch	•	•	•	•
Rubber coated handle	•	•	•	•
Auto-stop carbon brushes	•	•	•	
Winding protection grid	•	•	•	•
Capacity				
-in concrete using solid bits	1"	1"	1-1/4"	1-1/4"
-in brickwork using thin wall core bits	2-1/2"	2-5/8"	3-1/4"	2-3/4"
No-load speed (RPM)	1,200	960	920	1,100
No-load blows per minute (BPM)	4,500	5,400	4,470	4,500
Amps		7.0	7.2	
Rated input watts		800 W	800 W	
Standard equipment:				
Side handle	314001140	631052000	314001380	314001380
Depth gauge		341511630	341511630	341511630
Quick SDS-Plus chuck				316047350
Quick 3-jaw chuck				316047500
Optional equipment:				
Dust extraction adaptor		630829000	630829000	630829000

2-1/16" SDS-Max Combination Hammer

KHEV 11-52 BL
#600767620

NEW



S-Automatic Safety Clutch:

- Increased safety, predictable handling
- Helps to protect operator from kick back



Internal Counterweight:

Absorbs shock energy for significantly less vibration



2 Modes:

Rotary Hammer
Chipping Hammer



MVT Vibratex Handle:

Reduces vibration by up to 60% compared to other handles



Most Powerful BL Motor:
Longest life and runtime



VTC Full Wave Electronics:

- Work at customized speeds to suit the application material
- Speeds remain almost constant, even under load



Dust extractor for drilling and chiseling
ESA Max #623271000

SDS-MAX COMBINATION HAMMERS



KH 5-40
1 9/16" SDS-Max
Combination Hammer



NEW

KHEV 8-45 BL
1 3/4" SDS-Max
Combination Hammer




NEW

KHEV 5-40 BL
1 9/16" SDS-Max
Combination Hammer



NEW

KHEV 11-52 BL
2 1/16" SDS-Max
Combination Hammer



Model	KH 5-40 600763620	KHEV 5-40 BL 600765620	KHEV 8-45 BL 600766620	KHEV 11-52 BL 600767620
Max. Single blow energy (EPTA)	7.1 J	8.7 J	12.2 J	18.8 J
No-load Speed (RPM)	500	350 / 500	212 / 300	190 / 270
No-load Impacts (BPM)	2,800	2,900	2,900	2,360
Amps	10.0	11.3	14.8	14.8
Rated Input Watt	1,100	1,100	1,500	1,500
Motor	Brushed	Brushless	Brushless	Brushless
Gear Box	Aluminum	Aluminum	Aluminum	Aluminum
Chipping Lock-on		•	•	•
Electronics		VTC	VTC	VTC
Safety Slip Clutch		•	•	•
Variable Speed		2-speed (100%-70%)	2-speed (100%-70%)	2-speed (100%-70%)
Capacity in concrete:				
-Solid Bits	1-9/16"	1-9/16"	1-3/4"	2-1/16"
-Core Bits	4-1/8"	4-1/8"	5"	6-5/16"
Length (inch)	17.6	19.2	21.1	23
Tool Weight (lbs)	15.7	18.3	22.3	27.3
Featured accessory:	ESA Max (623271000)			

CHIPPING HAMMERS

NEW



MHEV 5 BL
Chipping Hammer



NEW



MHEV 11 BL
Chipping Hammer



Model	MHEV 5 BL 600769620	MHEV 11 BL 600770620
Max. Single blow energy (EPTA)	8.7 J	18 J
No-load Impacts (BPM)	2,900	2,100
Amps	11.3	14.8
Rated Input Watt	1,150	1,500
Motor	Brushless	Brushless
Gear Box	Aluminum	Aluminum
Chipping Lock-on	•	•
Electronics	VTC	VTC
Variable Speed	2-speed	2-speed
Length (inch)	19	23
Tool Weight (lbs)	17.4	27

Dust extractor for drilling and chiseling
ESA Max #623271000

9/16" Dust Extraction Accessory
DDE 14 #630829000

Dust extraction accessory
Dustless drilling up to 9/16" dia.

2-3/4" Dust Extraction Accessory
DDE 72 #631343000

Dustless drilling up to 2-3/4" dia.

Dual suction chamber collects dust while allowing full suction to adhere to walls or ceilings.



SBE 850-2
1/2" Hammer Drill



LEARN MORE!



SBE 18 LTX
1/2" Cordless Hammer Drill



SBE 650
1/2" Hammer Drill



SBEV 1000-2
1/2" Hammer Drill



Model	SBE 650 600671420	SBE 850-2 600782620	SBEV 1000-2 600783620	SBE 18 LTX 600845890
Electronics	Variospeed (V)	Variospeed (V)	Vario-tacho-constamatic (VTC)	
Motor	Heavy Duty	LongLife	LongLife	18V Cordless
Aluminum die-cast gear housing		•	•	
Safety non-slip side handle	•	•	•	•
Gear-box	1-speed	2-speed	2-speed	2-speed
Electronic soft start feature		•	•	•
Power interruption protection			•	•
Maintenance reminder light			•	
Swivel cord connection		•	•	
Reversing switch	•	•	•	•
Chuck	1/2" Geared	1/2" Geared	1/2" Geared	1/2" ratcheting
Metabo safety slip clutch		•	•	•
Auto-stop carbon brushes		•	•	
Winding protection grid		•	•	
Maximum tightening torque	80 in. lbs.	319 in. lbs	354 in. lbs.	213 in. lbs.
Rubber coated handle	•	•	•	•
Capacity				
- in concrete	5/8"	3/4"	7/8"	3/4"
- in mild steel	1/2"	1/2"	5/8"	1/2"
- in softwood	1-1/4"	1-1/2"	1-3/4"	1-3/16"
No-load speed (RPM)	0-2,800	0-1,100 / 0-3,100	0-1,000 / 0-2,800	0-1,000 / 0-3,000
No-load blows per minute (BPM)	44,800	58,900	53,200	57,000
Amps	6.0	7.7	9.0	
Rated input watts	650	850	1,000	
Chuck capacity	1/2"	1/2"	1/2"	1/2"
Spindle thread	1/2 x 20 UNF	1/2 x 20 UNF	1/2 x 20 UNF	1/2 x 20 UNF
Standard Equipment:	1/2" chuck (635250000) Side handle (631052000) Depth gauge (341511630) Chuck key (635167000)	1/2" chuck (635250000) Side handle (314001030) Depth gauge (341511630) Chuck key (635167000)	1/2" chuck (635250000) Side handle (314001030) Depth gauge (341511630) Chuck key (635167000)	
Optional Equipment:	Dust extraction kit (630829000)	Dust extraction kit (630829000)	Dust extraction kit (630829000)	

SDS-Max and SDS-Plus Carbide Bits

2-CUTTER

PRO 4: FAST & EFFICIENT

SUPER DUTY

SDS-Plus bit diameters 5/32" - 5/8"

Flute Design

- Patented design
- Multi-fluted spiral shaft
- Quickly removes concrete dust
- Longer bit life
- Increased impact power and speed due to reinforced core
- Reduces vibration



Carbide Head

- Solid carbide tip
- Chisel shaped geometry with centering tip
- Improved speed
- Precise spot drilling on hard and soft surfaces
- Reduces wear on flutes
- Reinforced chamfers

Application:

Concrete	☆☆☆
Reinforced Concrete	☆
Natural Stone	☆☆
Solid Brick	☆☆☆
Limestone	☆☆



CLASSIC: FAST & COST EFFECTIVE

HEAVY DUTY

SDS-Plus bit dia. 11/16" - 1"
SDS-Max bit dia. 1/2" - 9/16"

Flute Design

- Large spiral flutes
- Accurate drilling
- Flexible center core



Carbide Head (SDS Max)

- Chisel shaped drill bit head
- Short head to flute entrance
- 130 degree strong carbide tip improves centering

Application:

Concrete	☆☆☆
Natural Stone	☆☆
Solid Brick	☆☆☆
Limestone	☆☆



4-CUTTER

ULTRA-X: LONG LIFE & DURABILITY

EXTREME DUTY

SDS-Plus bit diameters 3/16" - 9/16"

Flute Design

- Dissipates vibration and concentrates impact on carbide cutter
- Multi-fluted spiral shaft
- Low vibration
- Large volume flute
- High quality alloy steel



Carbide Head: (SDS Plus)

- Solid carbide 4 cutter head
- Centering point power breaker
- Up to 50% more carbide tip for precise drilling and hole guides
- Precision 4 x 90° ensures perfect round holes
- Secondary cutters improve speed and support
- Chamfered carbide tipped profile stops bits from seizing up when hitting rebar

Application:

Concrete	☆☆☆
Reinforced Concrete	☆☆
Natural Stone	☆☆☆
Solid Brick	☆☆
Limestone	☆☆



PRO 4: LONG LIFE, DURABILITY, BEST REBAR PERFORMANCE

SUPER DUTY

SDS-Plus bit dia. 5/8" - 1 1/4"
SDS-Max bit dia. 5/8"-2"

Flute Design

- Dissipates vibration and concentrates impact on carbide cutter
- Patented design
- Multi-fluted spiral shaft and large volume flute
- Lowest vibration
- High quality alloy steel



Carbide Head (SDS Max)

- Solid carbide tip
- Centering point
- Up to 50% more carbide tip for precise drilling and hole guides
- Precision 4 x 90° ensures perfect round holes
- Secondary cutters improve speed and support
- Chamfered carbide tipped profile stops bits from seizing up when hitting rebar

Application:

Concrete	☆☆☆
Reinforced Concrete	☆☆☆
Natural Stone	☆☆☆
Solid Brick	☆☆



SDS-PLUS AND SDS-MAX SHANK DRILL BITS

SDS plus	Drilling Dia. (inches)	Drilling Depth (inches)	Total Length (inches)	2-Cutter	Bulk	Qty for Bulk	4-Cutter
	5/32	2	4		674505000	676276000	25
	5/32	4	6		674605000	674652000	25
	3/16	2	4		674506000	676277000	25
	3/16	4	6		674606000	674656000	25
	3/16	6	8		676127000	676278000	25
	3/16	8	10		676147000		
	3/16	10	12		674706000		
	3/16	12	14		676148000	676148100	25
	3/16	14	16		676507000		
	7/32	2-1/4	4-1/4		674507000		
	7/32	4-1/4	6-1/4		676132000	676279000	25
	7/32	6-1/4	8-1/4		676129000	676129100	25
	7/32	9	11		676130000	676130100	
	7/32	12	14		676149000		
	7/32	14	16		676131000		
	1/4	2	4		674508000	674558000	25
	1/4	4	6		674708000	674758000	25
	1/4	6	8		674808000	676281000	25
	1/4	9	11		674908000	674908100	25
	1/4	10	12				674849000
	1/4	12	14		676150000		
	1/4	14	16		676151000		
	1/4	18	20		674909000		
	5/16	4	6		674510000	676282000	25
	5/16	6	8		674710000		
	5/16	10	12		674810000		
	3/8	4	6		674512000	674562000	20
	3/8	6-1/4	8-1/4		676125000	676283000	25
	3/8	8	10		674712000		
	3/8	10-1/4	12-1/4		676123000		
	3/8	16	18		674713000		
	3/8	22	24		674714000		
	7/16	4	6		674514000		
	7/16	8-1/4	10-1/4		676153000		
	7/16	10-1/4	12-1/4		676133000		
	7/16	16	18		676154000		
	1/2	4	6		674516000	674566000	25
	1/2	8	10		674716000		
	1/2	10-1/4	12-1/4		688062000		
	1/2	16	18		674816000		
	1/2	22	24		674818000		
	9/16	4-1/4	6-1/4		674819000		
	9/16	8-1/4	10-1/4		676155000		
	9/16	10-1/4	12-1/4		676156000		
	9/16	16	18		676157000		
	5/8	4-1/4	6-1/4		676158000		
	5/8	6	8		674520000	676286000	10
	5/8	8	10				
	5/8	10	12		674620000		
	5/8	16	18		674720000		
	5/8	22	24		676159000		
	11/16	6	8		676166000		
	11/16	10	12		676167000		
	3/4	6	8		674524000	676288000	15
	3/4	8	10		676126000		
	3/4	10	12		674624000		
	3/4	16	18		674724000		
	3/4	22	24		676168000		
	7/8	6	8		676169000		
	7/8	8	10		674528000		
	7/8	10-1/4	12-1/4		676170000		
	7/8	16	18		674728000		
	1	6	8		676171000		
	1	8	10		674600000		
	1	10	12		676172000		
	1	16	18		674800000		
	1-1/8	8	10				676181000
	1-1/8	16	18				676183000
	1-1/4	16	18				676185000

Red number indicates SPECIAL ORDER ITEM

MADE IN GERMANY

SDS max	Diameter (inches)	Drilling Depth (inches)	Total Length (inches)	Order No.
2 Cutter CLASSIC	1/2	8	13	676516000
	1/2	12	17	676616000
	1/2	16	21	676716000
	9/16	8	13	676258000
	9/16	16	21	676134000
	5/8	12	17	676620000
	5/8	8	13	676520000
	5/8	16	21	676720000
	5/8	31	36	676259000
	11/16	16	21	676260000
4 Cutter PRO 4	3/4	8	13	676524000
	3/4	12	17	676624000
	3/4	16	21	676724000
	3/4	31	36	676261000
	13/16	16	21	676262000
	27/32	8	13	676263000
	27/32	16	21	676264000
	7/8	8	13	676528000
	7/8	12	17	676628000
	7/8	16	21	676728000
	7/8	31	36	676265000
	1	8	13	676700000
	1	12	17	676800000
	1	16	21	676900000
	1	31	36	676266000
	1-1/16	18	23	676267000
	1-1/8	12	17	676804000
	1-1/8	16	21	676904000
	1-1/8	31	36	676268000
	1-1/4	10	15	676270000
1-1/4	18	23	676908000	
1-1/4	31	36	676271000	
1-3/8	12	17	676709000	
1-3/8	18	23	676912000	
1-3/8	31	36	676272000	
1-7/16	18	23	676273000	
1-1/2	12	17	676274000	
1-1/2	18	23	676916000	
1-9/16	18	23	676275000	
1-3/4	18	23	676924000	
2	18	23	676135000	

SDS-PLUS BIT KIT

SDS-Plus 5 pc Assortment Kit #USBITKIT

Includes:
 3/16" x 4"
 1/4" x 4"
 1/4" x 6"
 5/16" x 6"
 3/8" x 6"



SDS-MAX CHISEL SET

2 piece Chisel Set #623309000



Tapcon

Drilling Dia. (inches)	Drilling Depth (inches)	Total Length (inches)	2-Cutter
5/32	2-3/8	5	688067000
5/32	3-1/8	6	688068000
5/32	4-1/8	7	688069000
3/16	2-1/8	5	688070000
3/16	3-1/8	6	688071000
3/16	4-1/8	7	688072000
Assortment Tapcon bit kit			688073000

SPLINE AND STRAIGHT SHANK DRILL BITS

Spline Shank - Fits all Spline Drive Rotary Hammers

2-Cutter Design 3/8"-2"

4-Cutter Design 5/8"-1 1/2"

ADVANTAGES



- Unique head design reduces friction in the hole resulting in faster drilling speed and maximum bit life
- Large volume double spiral flutes provide rapid dust removal further enhancing bit life and drilling speed
- Drills precise round holes for ease of anchor installation and stronger anchor holding
- Patented flute design minimizes vibration and noise thus protecting both tool and operator

	Drilling Dia. (inches)	Drilling Depth (inches)	Total Length (inches)	2-Cutter	4-Cutter
SPLINE SHANK	3/8	5	10	676122000	
	3/8	8	13	676222000	
	3/8	11	16	676223000	
	7/16	8	13	676224000	
	1/2	5	10	676016000	
	1/2	11	16	676116000	
	1/2	17	22	676118000	
	1/2	24	29	676225000	
	1/2	31	36	676226000	
	9/16	5	10	676227000	
	9/16	8	13	626228000	
	9/16	11	16	676229000	
	9/16	18	23	676230000	
	9/16	24	29	626231000	
	5/8	5	10		676020000
	5/8	8	13	626232000	
	5/8	11	16		676120000
	5/8	16	22	676121000	
	5/8	17	22		676119000
	5/8	24	29	676234000	676247000
	5/8	31	36	676233000	676248000
	11/16	11	16	676235000	
	3/4	5	10	676236000	676249000
	3/4	8	13	676237000	
	3/4	11	16	676251000	676124000
	3/4	17	22	676252000	676324000
	3/4	24	29	676239000	676115000
	3/4	31	36	676238000	676250000
	7/8	8	13	676240000	
	7/8	11	16		676128000
	7/8	17	22		676328000
	7/8	31	36	676241000	
	1	8	13	676242000	
	1	11	16	676031000	676200000
	1	17	22	676033000	676400000
	1	24	29	676244000	676254000
	1	31	36	676243000	676253000
	1-1/8	11	16	676037000	676204000
	1-1/8	17	22	676039000	676404000
	1-1/4	11	16	676041000	
1-1/4	17	22	676043000	676408000	
1-1/4	24	29		676255000	
1-1/4	31	36		676257000	
1-3/8	17	22	676047000	676412000	
1-1/2	11	16	676245000		
1-1/2	17	22		676416000	
1-3/4	17	22	676246000		
2	17	22	676136000		

Red number indicates SPECIAL ORDER ITEM

Straight Shank - Fits Metabo Hammer Drills SBE561, SBE710, SBE751, SBE1100 and all Hammer Drills with 3-Jaw Chucks

>Pro VX2< Design
Bit diameters 1/8"-1"

ADVANTAGES




- Special carbide tip has low wear, high life expectancy, and improved resistance to damage when hitting rebar
- Aggressive carbide cutting edge provides rapid penetration and makes drilling possible even through hard aggregate
- Centering point on tip reduces bit "walking"
- 30% more holes per charge when used with cordless impact drills
- Premium alloy steel construction maximizes life expectancy

Note: Other sizes available on a special order basis

	Diameter	Drilling Depth	Overall Length	Order No.
STRAIGHT SHANK	1/8	1-3/8	3	674004000*
	5/32	4	6	676290000
	3/16	1-5/8	3-1/2	674006000
	3/16	4	6	674206000
	7/32	4	6	676291000
	1/4	2	4	674008000
	1/4	4	6	674108000
	1/4	10	12	676138000
	1/4	22	24	676139000
	9/32	2	4	676140000
	5/16	2-3/4	4-3/4	674010000
	5/16	4	6	674210000
	5/16	10	12	674410000
	3/8	4	6	674012000
	3/8	10	12	674412000
	3/8	18	20	674213000
	3/8	22	24	676141000
	7/16	4	6	674014000
	1/2	4	6	674016000
	1/2	10	12	674416000
	1/2	18	20	674216000
	1/2	22	24	676142000
	9/16	4	6	676143000
	5/8	4	6	674020000
	5/8	10	12	674420000
	5/8	22	24	676144000
	3/4	4	6	674024000
	3/4	10	12	674424000
	7/8	4	6	674028000
	7/8	10	12	676145000
1	4	6	674100000	
1	10	12	674300000	
1	22	24	676146000	

*without centering point on tip

MADE IN GERMANY



SDS shank end: For all SDS-plus and SDS-max rotary hammers

Dust-free drilling: Up to 98% less dust in the hole

Suitable for rebar

Innovative head design:
4-cutter for greatest concentricity

Adapter: universal connection with Ø 35 mm for all standard or HEPA vacuum cleaners. Fits ASR 35 ACP vacuum.


Type	Ø	Overall Length	Working Length	Part #
SDS-PLUS	7/16"	13"	7 7/8"	676301000
	1/2"	13"	7 7/8"	676302000
	9/16"	14"	9 1/2"	676303000
	5/8"	14"	9 1/2"	676304000
	3/4"	14"	9 1/2"	676305000
SDS-MAX	5/8"	23"	15 3/4"	676311000
	3/4"	23"	15 3/4"	676312000
	7/8"	23"	15 3/4"	676313000
	1"	25 1/4"	17 1/2"	676314000
	1 1/8"	35"	27 1/2"	676315000
	1 3/8"	35"	27 1/2"	676316000

Dust Extraction Bits For SDS-Plus and SDS-Max

ADVANTAGES


- Reduce steps in process for chemical anchoring
- Reduce dust exposure
- Excellent drilling speed because of optimal dust removal
- Reliable service life
- Reinforced cutter head structural design
- Competitive Y-cutter design is weak due to center hole

EXTRACTION AND CHUCK ADAPTORS




631343000 Dust extraction accessory
Dustless drilling up to 2 3/4" dia. Dual suction chamber collects dust while allowing full suction to adhere to walls or ceilings.

Model DDE72




623271000 Dust extractor for drilling and chiseling


Model ESA Max




630829000 Dust extraction accessory
Dustless drilling up to 9/16" dia. Dual suction chamber collects dust while allowing full suction to adhere to walls or ceilings.




630276000 Spline to SDS-Plus adaptor



630316000 Adaptor
Used for connecting 631592000 vacuum hose to standard 2 1/4" vacuum inlets.




676137000 Spline to SDS-Max adaptor




631285000 SDS chuck adaptor
Suitable for drilling applications only. For use with most 1/2 x 20 thread chucks on all Metabo SDS rotary hammers (includes clamping bushing for 1/4" hex accessories).

(For Drilling Only)




623371000 SDS-Max to SDS Plus adaptor



630928000 SDS chuck adaptor
1/2 x 20 threads. Use it to mount specialty chucks and accessories on Metabo SDS rotary hammers.

(For Hammering)



676293000 SDS-Max to Spline adaptor

NEW

Core Bits

Core Bits



- Patented design with body clearance drills faster
- Tooth geometry provides better centering, improved resistance to rebar and longer bit life

Note: Core bit attaches to bit holder or bit holder extension with either the 675701000 centering bit or 675703000 threaded bolt.

Diameter	Length	Order No.
1 1/2"	4"	675716000
2"	4"	675720000
2 5/8"	4"	675726000
3 1/8"	4"	675730000
3 1/2"	4"	675736000
4"	4"	675740000
5"	4"	675750000

Individually packaged in plastic twist-off tubes.

Threaded Bolt and Centering Bit



	Description	Order No.
A	6" x 1/2" CENTERING BIT	675701000
B	THREADED BOLT	675703000

- For core bits.



	Description	Overall Length	Order No.
A	SDS-MAX*	7"	675915000
B	SPLINE	7"	675910000

Individually packaged in plastic twist-off tubes.
*Registered trade mark of Robert Bosch Inc.

One piece construction Core Bits - SIMPLIFIED USE

Diameter	Overall Length	Drilling Depth	SDS-Max Shank	Spline Shank
1-1/2	12	6-1/4	675800000	
1-1/2	22	16-3/4	675801000	675821000
1-3/4	22	16-3/4	675803000	675823000
2	12	6-1/4	675804000	
2	22	16-3/4	675805000	675825000
2-5/8	22	16-3/4	675807000	675827000
3-1/8	12	6-1/4	675808000	
3-1/8	22	16-3/4	675809000	675829000
3-1/2	12	6-1/4	675810000	
3-1/2	22	16-3/4	675811000	675831000
4	12	6-1/4	675812000	
4	22	16-3/4	675813000	675833000
5	12	6-1/4	675814000	
5	22	16-3/4	675815000	675835000
6	22	16-3/4	675816000	675836000



Replacement Pilot Drill*
675891000

Replacement Drift Key, Round*
675892000

*included with one piece core bits

Bit Holder Extension




- Bit holder extension for deep hole drilling, multiple extensions possible

Description	Order No.
EXTENSION 1" X 11"	675702000

Individually packaged in plastic tubes.

SDS-MAX Drill Bit adaptor/extension system



EXTENSION SDS-Max
Order No.: (see below)

Connector SDS-Max TO SDS-Max
Order No.: 675704000

- Inexpensive system will extend drilling depth up to 43" (even longer by attaching additional connectors and extensions)
- Simple to use/no energy loss
- 1 3/16" Minimum hole diameter for through drilling
- Universal adaptors available for SDS-Max, Spline, SDS-Plus

Description	Order No.
CONNECTOR SDS-Max TO SDS-Plus	623371000
CONNECTOR SDS-Max TO SDS-Max	675704000
CONNECTOR Spline TO SDS-Max	676137000
EXTENSION SDS-Max 43"	675705000
EXTENSION SDS-Max 30"	675706000
EXTENSION SDS-Max 12.5"	675707000

Additional lengths available upon special request

Chisels

SDS Plus Shank Chisels


- Precisely sharpened, they will retain their cutting edge over a long time
- Made of specially tough breakage resistant steel
- Easy to reforge

Order No.		Description	Width (inches)	Total Length (inches)	Pcs/Pk
631420420	A	COLD CHISEL	3/4	10	1
631425420	B	SCALING CHISEL	1 1/2	10	1
631421420	C	BULL POINT	---	10	1
631422420	D	GROOVING CHISEL	15/16	9 1/2	1
630992000	E*	POINTED	---	10	1




*Use with SDS-Plus Hammers without rotation stop

SDS-Max Shank Chisels



Order No.		Description	Width (inches)	Total Length (inches)	Pcs/Pk
655054000	A	GROUND ROD DRIVER	7/8	10 1/4	1
623353420	B	COLD CHISEL	1	12	1
623354420	C	COLD CHISEL	1	18	1
655079000	D	BUSHING TOOL	1 3/4	9 1/2	1
623355420	E	SCALING CHISEL	2	12	1
623384420	F	ASPHALT CHISEL	3 1/2	16	1
623356420	G	SCALING CHISEL	3	12	1
623351420	H	BULL PT CHISEL	---	12	1
623352420	I	BULL PT CHISEL	---	18	1
623357420	J	GROOVING CHISEL	1	12	1

Spline Shank Chisels



Order No.		Description	Width (inches)	Total Length (inches)	Pcs/Pk
655053000	A	GROUND ROD DRIVER	7/8	10 1/4	1
623361420	B	COLD CHISEL	1	12	1
630381420	C	COLD CHISEL	1	18	1
623364420	D	SLOTING CHISEL	1 1/8	12	1
623363420	E	SCALING CHISEL	2	12	1
623360420	F	BULL PT CHISEL	---	12	1
630380420	G	BULL PT CHISEL	---	18	1

Floor Scraper for SDS-Max Rotary Hammers



Order No.		Description	Width (inches)	Total Length (inches)	Pcs/Pk
655020000	A	FLOOR SCRAPER HEAD	6	8	1
655022000	B	SDS-MAX SHANK	---	15	1
655023000	C	REPLACEMENT BLADE WITH HARDWARE	---	---	1





06



Woodworking Tools and Heat Guns

- Engineered, designed and manufactured in Germany
- Unique designs and features
- High performance
- Saves you time and money



SXE 450 TurboTec
6" Dual Random Orbit Sander

Model	SXE 450 TurboTec 600129420
Variospeed (V) electronics	•
Power control system	•
Turbo boost	•
Dual orbit setting	•
Integral dust collection	•
Auto-stop brushes	•
Double insulated	•
Sanding pad size	6" round (6 hole)
Sheet size	6" round
Orbits per minute	8,400 - 22,000
Orbit size	1/8" or 1/4"
Amps	3.4
Rated input watts	350
Carrying case	623894000 (optional)
Standard equipment:	Dust bag (344101410) Medium hard hook & loop pad Backing pad (630262000) Hexagon key (344161520)
Dual Orbit Settings:	• 1/8" orbit for fine finishing • 1/4" orbit for fast stock removal



SXE 400
Compact Orbital Disc Sander

Model	SXE 400 600405420
Variospeed (V) electronics	•
Power Control System	•
Auto-stop brushes	•
Double insulated	•
Sanding pad size	3 1/8" round (6 hole)
Sheet size	3 1/8" round
Orbits per minute	5,000 - 10,000
Orbit size	1/8"
Amps	2
Rated input watts	220
Carrying case	623898000 (optional)
Standard equipment:	Hexagon key (344161530) Hook & loop backing pad (624064000) Intermediate disc (624061000)
Optional equipment:	Vacuum hose (631592000) Vacuum adaptor (630316000)




Turbo Boost
for fastest removal of stock!




ORBITAL SANDER ACCESSORIES


For SXE 400 **Order #**

 **Hook & loop-faced intermediate disc** 624061000

 **"Cling-fit" Replacement Backing pad** 624064000


 **"Cling-fit" polishing sponge** 624092000


 **"Cling-fit" lambs wool polishing disc** 624063000

 **"Cling-fit" sanding discs. Ready-punched, Aluminum Oxide**

Packs of 10
 P 40 grit 624041000
 P 60 grit 624042000
 P 80 grit 624043000
 P 100 grit 624044000
 P 120 grit 624045000
 P 180 grit 624046000
 P 240 grit 624047000
 P 320 grit 624048000

Packs of 25
 P 40 grit 624051000
 P 60 grit 624052000
 P 80 grit 624053000
 P 100 grit 624054000
 P 120 grit 624055000
 P 180 grit 624056000
 P 240 grit 624057000
 P 320 grit 624058000
 P 400 grit 624059000

 **Accessory Assortment** 624060000
 Package includes:
 10 Pieces- P 60
 10 Pieces- P 80
 5 Pieces- P 120

 **Adaptor** 630316000
 Used for connecting 631592000 vacuum hose to standard 2 1/4" vacuum inlets.

For SXE 450

"Professional Series" for working with metal and wood


6" "Cling-fit" sanding discs. Ready-punched, for Wood and Metal


Packs of 50
 P 40 grit 626674000
 P 60 grit 626675000
 P 80 grit 626676000
 P 100 grit 626677000
 P 120 grit 626678000
 P 180 grit 626679000
 P 240 grit 626680000
 P 320 grit 626681000
 P 400 grit 626682000




6" Backing Pad 630262000

For SXE 450 **Order #**

 **Backing Pads**
 6" medium hard (6 hole) 631158000
 6" soft (6 hole) 631156000
 PSA Pad-6" (6 hole) 631169000


 **"Cling-fit" intermediate disc (not perforated)**
 soft, well suited for sanding rounded surfaces

6" 624037000

 **6" "Cling-fit" sanding discs**
 (packs of 5)
 Grit 6" (6 hole)
 A40 624001000
 A60 624002000
 A80 624003000
 A100 624004000
 A120 624005000
 A180 624006000
 A240 624007000
 A320 624008000

(packs of 25)
 Grit 6" (6 hole)
 A40 624019000
 A60 624020000
 A80 624021000
 A100 624022000
 A120 624023000
 A180 624024000
 A240 624025000
 A320 624026000
 A400 624027000

6" Sanding Assortment 624066000
 Package includes:
 10 Pieces- P 60
 10 Pieces- P 80
 5 Pieces- P 120

 **"Cling-fit" polishing sponge** 6" 631233000

 **"Cling-fit" lambs-wool polishing disc** 6" 631217000

"Professional Series" for working with paints and varnishes


6" "Cling-fit" sanding discs. Ready-punched, for paints and varnishes


Packs of 50
 P 40 grit 626683000
 P 60 grit 626684000
 P 80 grit 626685000
 P 100 grit 626686000
 P 120 grit 626687000
 P 180 grit 626688000
 P 240 grit 626689000
 P 320 grit 626690000
 P 400 grit 626691000





 **6" "Cling-fit" intermediate disc**
 well suited for sanding rounded surfaces 630260000

Order #


 **Hook & Loop Backing Pad (for FSX200)** 625658000

 **Hook & Loop Backing Pads**
 5" medium hard (8 hole) 631219000
 5" soft (8 hole) 631220000
(for SXE425)


 **"Cling-fit" Intermediate Disc (not perforated)**
 soft, well suited for sanding rounded surfaces
 5" 631216000


 **"Cling-fit" Sanding Discs**
 (packs of 5)
 Grit 5" (8 hole)
 A40 631226000
 A60 631227000
 A80 631228000
 A120 631229000
 A180 631230000


(packs of 25) 5" (8 hole)
 A40 631584000
 A60 631585000
 A80 631586000
 A120 631587000
 A180 631588000
 A240 631589000
 A320 631596000
 A400 631597000


 **"Cling-fit" polishing sponge** 5" 631222000


 **"Cling-fit" lambs-wool Polishing Disc** 5" 631223000

 **Spare Paper Dust Bags (5 per pack) (for Sr356, Sr358, SXE425 SXE450)** 631288000

 **Canvas Dust Bag (for Sr356, Sr358, SXE425 SXE450)** 631235000

 **Vacuum Hose** 631751000
 6' x 1 1/2" diameter and 2 1/4" vacuum connection. Tapered end fits directly into tool's extraction port.

 **Vacuum Hose** 631362000
 11.5' x 1 1/2" diameter and 2 1/4" vacuum connection. Tapered end fits directly into tool's extraction port.

 **Bayonet Connector** 630898000
 Replaces the tapered fitting on 1 1/2" hose for a positive connection to tools extraction port. **(for Sr356, Sr358, SXE425, SXE450)**

JIG SAW/PAINT REMOVER AND ACCESSORIES




STEB 140
Variable Speed Jig Saw
with Orbit

Model	STEB 140 601402420
Electronics	Vario-tacho-constamatic (VTC)
Aluminum die-cast gear housing	•
Variable speed controlled by adjusting dial	•
Electronic speed stabilizer	•
Orbital saw-blade movement for fast cutting	3-stage
Grooved needle-bearing roller-guide prevents the blade from wandering, allowing for truer cuts. Suitable for bevel cuts. Rapid setting of the sole plate for bevel angles of 22.5° & 45° left or right	•
Uses T-shank style blades	•
Sawdust is blown from line of cut for better visibility	•
Auto-stop carbon brushes	•
Quick blade change system with auto eject	•
Maximum torque	62 inch lbs.
Maximum thickness of material	
- wood	5 1/2"
- non-ferrous metal	1 3/8"
- sheet steel	3/8"
Rated input watts/amps	720/7.0
No-load speed (SPM)	1,000-3,100
Length of stroke	1"
Orbital settings	3 position
Carrying case	344454150 (optional)
Standard equipment:	Allen wrench (344161530)
Optional equipment:	Anti-splintering sole plate insert (631208000)
	Circle Guide (631340000)



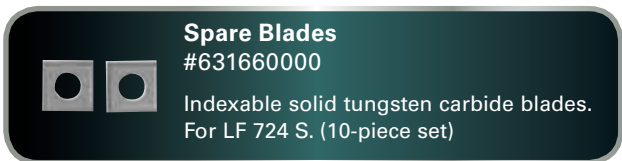
LF 724 S
Paint Remover

Model	LF 724 S 600724420
Double insulation	•
Environmentally friendly method of paint and varnish removal	•
Highly suitable for handling rabbets	•
Continuous adjustment of chip removal: 0-.012"	•
Reversible all-carbide blades with long service life	•
Low vibration reduces fatigue	•
Minimal dust creation	•
Encased aluminum die-cast gear housing	•
High-performance palloid gear system	•
Maximum torque	18 inch lbs.
Blade cutting circle diameter	3 1/8"
Maximum rabbet height	1 1/10"
Axial cutting depth	0-.012" (0-.3mm)
Radial cutting depth	.006"
Rated input watts/amps	710/6.0
No-load speed (RPM)	10,000
Carrying case	623860000 (standard)
Standard equipment:	4 indexable solid tungsten carbide blades - 4 cutting edges per blade
	Vacuum adaptor (343371390)
	Combination wrench(344162450)
	Cleaning pick (344162540)



Circle/Rip Guide
#631340000

Guide for cutting circles from 4" to 14" dia. and for ripping parallel to an edge (max. width 8 1/4").



Spare Blades
#631660000

Indexable solid tungsten carbide blades. For LF 724 S. (10-piece set)



Back View of Heat Gun

H 16-500
2-Stage Variable Temperature Heat Gun



Back View of Heat Gun

HE 20-600
Electronic 3-Stage Variable Temperature Heat Gun



Back View of Heat Gun

HE 23-650
Digital Programmable 2-Stage Variable Temperature Heat Gun

Model	H 16-500 601650420	HE 20-600 602060420	HE 23-650 602365420
Double insulation	•	•	•
Variospeed (V) electronics	•	•	•
Digital programmable temperature w/LED display			•
Temperature regulation via thumb wheel		•	
Non-slip pads for stationary use	•	•	•
One handed temperature adjustment	•	•	•
Thermal fuse for safety	•	•	•
Rated input watts	1,400	1,500	1,600
Rated Amps	11.7	12.5	13.0
Air Flow	8.5/15.9 CFPM	5.3/10.6/17.7 CFPM	5.3-8.8/5.3-17.7 CFPM
Air Temperature	572/932 °F	122/122-1100 °F	122/122-1200 °F
Carrying case (optional)	623854000	623854000	623854000

HEAT GUN ACCESSORIES



630001000

Wide jet nozzle- 2"
Drying, stripping old coats of paint



630002000

Wide jet nozzle- 3"
Stripping old coats of paint from large surfaces



630003000

Deflector Nozzle
Stripping old coats of paint from window frames, waxing and de-waxing skis



630004000

Air-wrap Nozzle
Heating plastic tubes prior to bending them; shrinking of shrink-fit plastic sleeves



630005000

Reducing Nozzle- 9mm dia.
Spot Heating (not for H16-500)

CARRYING CASES



344453630
344453760



344454090
344454110
344454120
344454140
344454180
623854000
344455600



657006000



657007000



656304000



623874000

Item No.	Material	L x H x D	Use
656304000	Steel	13 3/4 x 10 x 5 1/8	4 1/2" / 5" / 6" Small Angle Grinders / drills / hammer drills
344454090	Plastic	15 1/4 x 12 1/2 x 4 1/2	Cordless tools LT/LTX / SSD / SSW
344454110	Plastic	15 1/4 x 12 1/2 x 4 1/2	Drills and hammer drills w/ aluminum gear housings
344454120	Plastic	15 1/4 x 12 1/2 x 4 1/2	KHE-D24 / KHE-D28 / ASE18
344454140	Plastic	15 1/4 x 12 1/2 x 4 1/2	LF724
344454180	Plastic	15 1/4 x 12 1/2 x 4 1/2	4-1/2" and 5" Angle grinders
344455600	Plastic	15 1/4 x 12 1/2 x 4 1/2	6" Angle grinders
623854000	Plastic	19 1/2 x 12 1/2 x 5 1/4	Multipurpose - foam inlay for customizing
657006000	Canvas	18 x 10 x 18	Fits 2 tools plus accessories
344453630	Plastic	24 x 16 x 6 1/2	KHE56
344453760	Plastic	24 x 16 x 8	KHE76
657007000	Canvas	25 x 11 x 13	Fits 4 tools plus accessories
623874000	Steel	26 1/2 x 6 1/2 x 11	Intermediate and large angle grinders

Futuro Top Keyless Chucks



For hammer drills

For Hammering

Capacity	Internal Thread	Weight ozs.	Order No.
1/16"-3/8"	1/2" - 20 UNF	12	636216000
0"-1/2"	1/2" - 20 UNF	16	636226000

Individually packaged in cardboard boxes.

Futuro Plus Double Sleeve Reversible Keyless Chucks



For corded and cordless drills

- Mechanism provides higher gripping power and longer life.
- Large protective steel cap protects chuck against dirt and damage.

For Rotation Only

Capacity	Internal Thread	All Metal	Weight ozs.	Order No.
1/32"-3/8"	1/2" - 20 NF		7	636519000

For LTX Class Hammers and Drills

1/16"-1/2"	Quick-change	•	7	627240000
------------	--------------	---	---	-----------

For Hammering

1/16"-1/2"	1/2" - 20 UNF	•	10.5	636619000*
1/16"-1/2"	1/2" - 20 UNF	•	10.5	636620000

*With carbide jaws
Individually packaged in cardboard boxes.

Futuro Plus Single-Sleeve Reversible Keyless Chucks



For drills with spindle locking mechanism only

- Specially developed mechanism allows changing bits rapidly with one hand.
- High gripping power, accurate concentricity and long service life.

For Rotation Only

Capacity	Internal Thread	All Metal	Weight ozs.	Order No.
----------	-----------------	-----------	-------------	-----------

For Hammering

1/16"-1/2"	1/2" - 20 NF	•	11	636621000
------------	--------------	---	----	-----------

Individually packaged in cardboard boxes.

Quick Tapping Chucks



Capacity	Order No.
M4-M6 (1/4")	627235000
M8-M12 (1/2")	627237000

Individually packaged.

Taper Arbors



Machine Side Morse taper	Chuck Side Taper arbor	Order No.
No. 2	B12	635114000
No. 2	B16	635115000

Individually packaged.

Keyless Drill Chucks



For non-reversing portable and stationary drills

- All parts are hardened and ground for long life and smooth operation.
- Jaws are self tightening – no scored drill shanks and less drill breakage.
- No key to lose.

Capacity	Internal Thread or Taper Socket	Weight ozs.	Order No.
3/64"-3/8"	3/8" - 24 NF	12	636321000
3/64"-3/8"	1/2" - 20 NF	12	636322000
3/64"-3/8"	B16	21	636333000
3/64"-1/2"	1/2" - 20 NF	29	636351000
3/64"-1/2"	J6	29	636356000
1/8"-5/8"	5/8" - 16 UN	35	636361000
1/8"-5/8"	B16	35	636362000
1/8"-5/8"	J6	35	636364000

Individually packaged in cardboard boxes.

Quick Keyless Chuck



Capacity	Order No.
----------	-----------

For BS 18 LTX BL Quick and SB 18 LTX BL Quick

1/2"	1/2" - 20 UNF	10.5	627240000
------	---------------	------	-----------

For BS 12 BL Quick and BS 18 Quick (NEW)

3/8"			627259000
------	--	--	-----------

For BS 18 L Quick (NEW)

1/2"			636608000
------	--	--	-----------

Individually packaged in cardboard boxes.

Keyed Drill Chucks



For corded and cordless drills

- All wearing parts are made of case hardened steel for longest life.
- Higher gripping power, positive chucking and close tolerance concentricity.
- Supplied complete with chuck key.

For Power Tools

Capacity	Internal Thread	Weight ozs.	Order No.	Supplied with chuck / key
1/64"-3/8"	1/2" - 20 NF Rev.	8	635252000	•
3/32"-1/2"	1/2" - 20 NF Rev.	11	635250000	•

Individually packaged in cardboard boxes.

For Drill Presses

Capacity	Internal Thread or Taper Socket	Weight ozs.	Order No.
1/16"-1/2"	3/8" - 24 NF	11	635033000
1/16"-1/2"	1/2" - 20 NF	11	635035000
1/16"-1/2"	B16	12	635036000
1/8"-5/8"	1/2" - 20 NF	21	635054000
1/8"-5/8"	1/2" - 20 UN	21	635056000

Individually packaged in cardboard boxes.

Replacement Chuck Keys & Screw

For Metabo drill chucks	Order No.
3/8" and 1/2" capacity	635167000
5/8" capacity	635168000
n/a	341701940

Individually packaged.

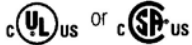
Metabo Warranty Information

OSHA U.S. Department of Labor Occupational Safety and Health Act

Metabo Power Tools are manufactured in compliance with all applicable standards and their latest amendments. Specifically, 1910 allowance for industrial use, and 1926 allowance for construction use.

Listed Tools

Metabo Power Tools bearing the symbol of Underwriters' Laboratories, Inc. or Canadian Standards Association are listed by the testing laboratories as having complied with their standards for safety.



For more information concerning the conformance of our tools, please contact Metabo Technical Services at svcsupport@metabousa.com, or by calling 800-638-2264.

Recommended Extension Cords

Metabo Power Tools operate efficiently within 110-120 volts. Improper cord sizing will cause a drop in voltage, resulting in loss of power, overheating, and possible damage to the tool. Determine the rated amp listing of your tool from the specification label on the tool, then use the chart below to determine the proper gauge and length of cord to use.

Amp Rating	Cord Length (ft.)									
	25	50	100	150	200	250	300	400	500	
0-2	18	18	18	16	16	14	14	12	12	
2-3	18	18	16	14	14	12	12	10	10	
3-4	18	16	14	14	12	12	10	10		
4-5	18	16	14	12	10	10	10			
5-6	18	16	12	12	10	10				
6-8	16	14	12	10	10					
8-10	16	14	12	10						
10-12	16	14	10							
12-15	12	12	10							
15-20	10	10	10							

Trade Associations

Metabo is associated with the following trade associations:



Metabo Power Tools: Service and Warranty Program

All Metabo power tools have been carefully tested and inspected before shipment and are warranted to the original purchaser to be free from defects in workmanship and materials for a period of 3-years (36 months) from original user's date of purchase. This limited warranty does not apply to accessories or damage that Metabo determines to be from misuse, alterations, abuse, normal wear and tear, lack of maintenance, accidents, or repairs made by or attempted by anyone other than Metabo authorized personnel. Valid proof of purchase such as a sales receipt is required to qualify for warranty programs.

30 Day Performance Guarantee

If in the first 30 days from purchase, a tool fails to perform to Metabo's performance specifications as a result of factory defect, return the tool to the original point of purchase. After verification of a factory defect by an Authorized Metabo Repair Facility is performed, Metabo will replace the tool free of charge.

3-Year Limited Warranty

After the first 30 days from purchase, Metabo will replace or repair a power tool which upon inspection by an authorized Metabo Repair Facility is determined to be defective in either workmanship or materials for a period of three 3-years (36 months) from original date of purchase. If a tool fails to perform to Metabo's factory specifications, the tool may be sent along with proof of purchase to Metabo's Corporate Service Center or one of our regionally located Authorized Service Centers. Please visit www.metabo.com for complete listing.

Metabo MAX Repair Program

To help maintain the performance of your Metabo power tools and to reduce possible downtime, Metabo publishes a maximum repair cost for select current models. The MMR program guarantees that you will not pay more than the published "MAX Repair" rate for that tool (the fee could be less if the repair is minor). The MMR program is independent of the Metabo warranty and applies to current model tools that are sent to Metabo's Corporate Service Center*. MMR services include:

- Tear down inspection
- Cleaning and lubrication
- Replacement of any worn and/or damaged parts with genuine Metabo replacement parts
- Full performance and safety tests

For additional details and tool listing please contact Metabo at 800-638-2264

*Metabo Corp. Repair Center
1231 Wilson Drive
West Chester, PA 19380

metabo[®] club

PROS DESERVE PROFESSIONAL POWER TOOLS

JOIN THE CONVERSATION!



The Metabo Club is a community of skilled, professional tradespeople that take pride in their craft, with a deep concern for quality, performance, productivity and safety (their own and others). The Metabo Club is a forum to exchange ideas with similar-minded pros to improve their skills and get the job done. It is a place of knowledge sharing, passion and pride.

metabo.com/club

Metabo Corporation

1231 Wilson Drive
West Chester, PA 19380
Phone: 610-436-5900 or 800-638-2264
Fax: 800-638-2261
info@metabousa.com
www.metabo.com

Metabo Canada Inc.

5045 Orbitor Drive
Mississauga, ON L4W 4Y4, Canada
Phone: 905-624-5897 or 877-638-2261
Fax: 877-638-2269
info@metabo.ca
www.metabo.ca



metabo[®]

PROFESSIONAL POWER TOOL SOLUTIONS